


**杭州广铁轨道交通设备有限公司**  
Hangzhou GT Rail Traffic Equipment Co., Ltd



**专业旋涡风机制造商**

Professional Manufacturer of Vortex Blower/Ring Blower /Air Pump

# GT Rail

**孙 军 William**

市场部主管 Marketing Director

电话/Mob/WhatsApp/Wechat: +86 187 5820 4915

skype: william223th

Email: sj@gt-mtr.com GT-mtr@qq.com

**杭州广铁轨道交通设备有限公司Hangzhou GT Rail Traffic Equipment Co., Ltd**

地址: 浙江省杭州市钱塘区义蓬街道金峰三路21号

Address: No.21 Jinfeng 3th Road, Yipeng Street, Qiantang District, Hangzhou City, Zhejiang Province, China.

网址/Web: [www.gtrail.com.cn](http://www.gtrail.com.cn)

**设备及集成化解决方案供应商Equipment And Integrated Solution Provider**

**诚信Integrity, 专注Focus, 创新Innovation.**



# Production Environment

## 生产环境

### 全新模式，以智造占得先机



公司以互联网为平台，以互联网+工厂的模式，坚持科技创新，自我超越，并以终端客户的需求为导向，为客户量身定制完美的产品。您的每个需求和期望将是我们的不懈追求；通过我们的共同努力将确保我们的产品在同一行业中处于领先地位，这是我们公司实现永续经营的动力和期望。

### A brand new mode: to take the lead with Chi-made products

The company uses the Internet as a platform to Internet plus factory mode, adhere to scientific and technological innovation, self transcendence, and to the end customer demand, customized perfect products. Each of your needs and expectations is our unremitting pursuit; through our joint efforts will ensure that our products are in a leading position in the same industry, this is our company to achieve sustainable operation of power and expectations



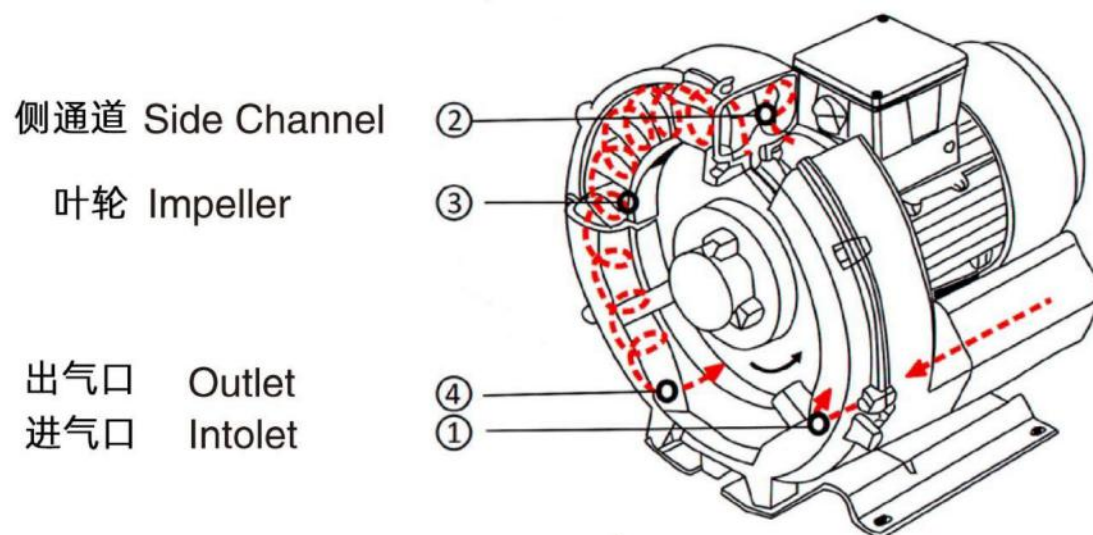






# Operating Principle

## 旋涡风机工作原理



风机叶轮直接安装在电机转子上，是完全地无接触压缩。由于泵轴安装在压缩腔外，所以即便工作在最大的压差下，也能确保机械的最大工作可靠性。

气体由吸气口1吸入，但它进入侧通道2以后，旋转叶轮3在旋转方向上给气体一个速度同时叶片上离心力使气体向外加速且压力增加。

随着旋转的进行，气体的动能增加，使的沿侧通道的气体压力进一步增加。随着侧通道在出口变窄，气体被挤出叶片并通过出口消声器4排出泵体。

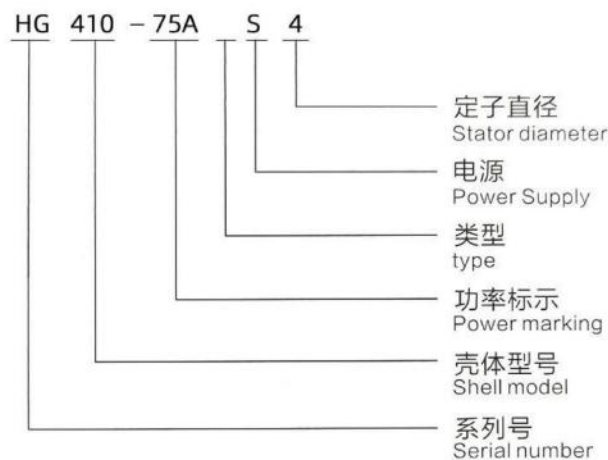
The impellers are mounted directly on the motor shaft for noncontact compression entirely without friction. Maximum operational reliability, even at high differential is ensured by the arrangement of the bearings outside the compression chamber.

The gas is taken in through the inlet 1. As it enters the side channel 2, the rotating impeller 3 imparts velocity to the gas in the direction of rotation. Centrifugal force in the impeller blades accelerates the gas outward and the pressure increases. Every rotation adds kinetic energy.

Resulting in the further increase of the pressure along the side channel. The side channel narrows at the rotor, sweeping the gas off the impeller blades and discharging it through the outlet silencer 4 where it exits the side channel blower.

# Serial Number Description

## 旋涡风机型号说明



1、目前系列号有三个,分别是:XGB、HG、YG

2、壳体型号含义:首位表示壳体序号,目前从0-9,第二位是单叶、双叶、大流量、双叶大流量的区别,第三位是壳体小型号,通常用为0,或1。(目前我们的常规型号有:单叶010,011,110、210、310、410、510、610,710、711 750、810,910,950;双叶有:220、320,420、520、720、820;大流量有:430、530、730、830、930等)

3、功率标示:以W为单位,A为一个0,75A是750W三相是220,380;B为2个0,三相是220,380,如2.2KW为22B;C为2个0,三相是380,660,例:4KW为40C;

4、风机类型标示:普通单叶或双叶:"无" 加长耐高温 "1"、上风管 "R" 无动力 "W" (前面无功率标示,后面跟皮带轮直径)、防爆 "F" 定制 "T"。

5、电源类型:单相 "D",三相 "S",变频为 "E",永磁以 "H" 首位,后面接电源型号。

1.Currently, there are three serial numbers, namely: XGB、HG、YG。

2. Shell model meaning: The first digit represents the shell serial number, currently ranging from 0-9, the second digit is the difference between single leaf, double leaf, high flow, and double leaf high flow, and the third digit is the shell small model, usually used as 0 or 1. (Currently, our regular models include: single leaf 010, 011, 110, 210, 310, 410, 510, 610, 710, 750, 810, 910, 950; double leaf 220, 320, 420, 520, 720, 820; high flow 430, 530, 730, 830, 930, etc.).

3. Power representation: In W units, A is a 0, 75A is 750W, and three-phase is 220, 380; B is 2 zeros, 22B is 2.2KW, and three-phase is 220, 380; C is 2 zeros, 40C is 4KW, and three-phase is 380, 660.

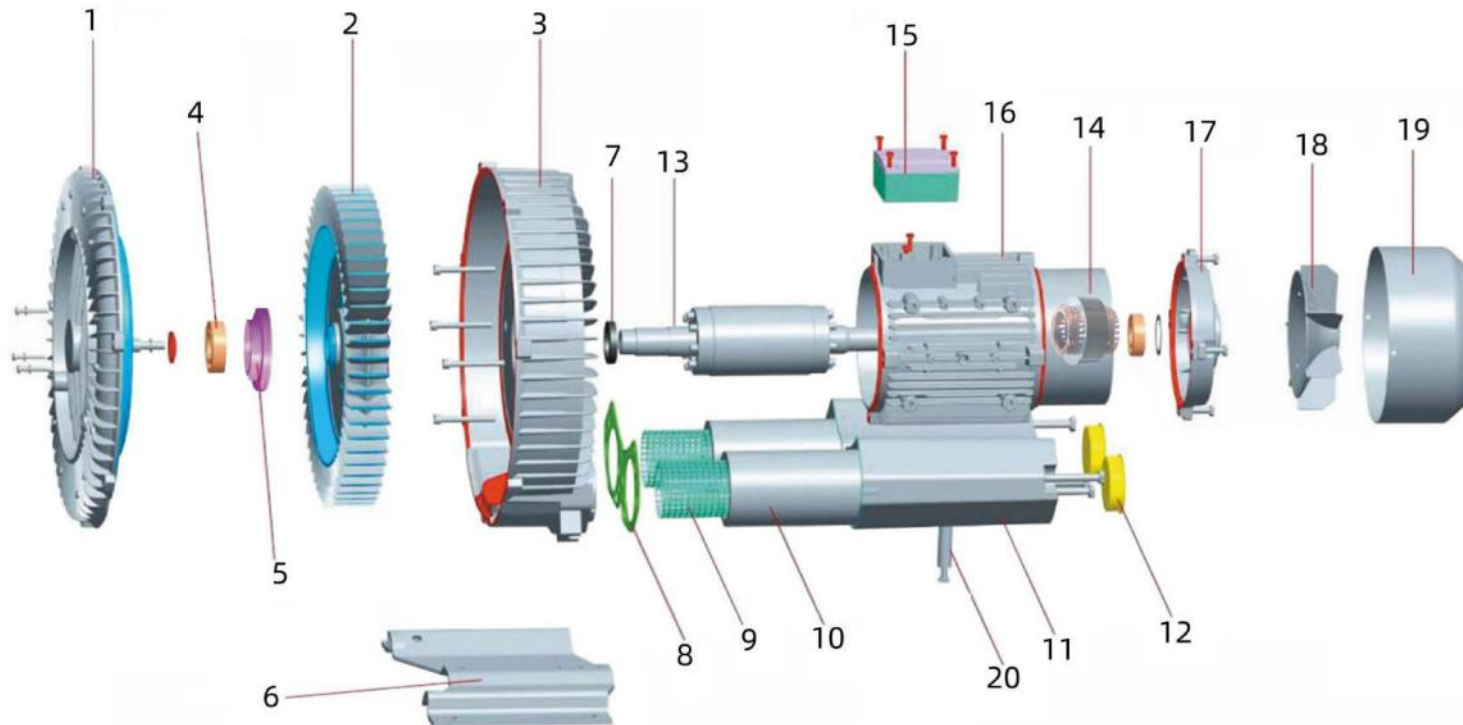
4. Fan type representation: ordinary single blade or double blade: "none", extended high temperature resistance "1", upper wind duct "R", no power "W" (no power indication on the front, followed by pulley diameter), explosion-proof "F", customized "T".

5. Power supply type: single-phase "D", three-phase "S", variable frequency "E", permanent magnet with "H" first, followed by the power supply model.



# Vortex Blower Exploded View

## 漩涡风机分解图



1.泵盖  
2.叶轮  
3.泵体  
4.轴承  
5.轴承座

6.底板  
7.油封  
8.垫片  
9.消音网  
10.消音海绵

11.消音管  
12.接头（法兰）  
13.转子  
14.线圈  
15.接线盒

16.电机筒  
17.电机端盖  
18.电机风叶  
19.电机后罩  
20.支撑管

1.Pump Cover  
2.Impeller  
3.Pump Body  
4.Bearing  
5.Bearing Seat

6.Base Plate  
7.Oil Seal  
8.Gasket  
9.Silencer Net  
10.Silencer Sponge

11.Silencer Pipe  
12.Connector (Flange)  
13.Rotor  
14.Coil  
15.Terminal Box

16.Motor Cylinder  
17.Motor End Cover  
18.Motor Fan  
19.Motor Back Cover  
20.Supporting Tube

# Series Product

## 风机系列产品


GT Rail



单叶轮风机  
Single stage blower



双叶轮风机  
Double stage blower




耐高温风机  
Bearing heat insulation fan



防爆风机  
Explosion-proof fan



拖泵（无动力）  
Belt drive



特高压风机  
UHV vortex blower



上风管风机  
Upper exhaust blower



永磁直流风机  
Permanent magnet DC fan




**GT Rail**



—单叶轮风机系列—  
Single Stage Blower

## Single impeller high-pressure vortex fan 单叶轮高压旋涡风机

### HG010 / HG011



型号 Model	频率 Frequency	额定功率 Rated Power	额定电压 Rated voltage	额定电流 Rated current	最大风量 Max. flow	最大风压 Max.pressure	最大真空度 Max.vacuum	噪音 Noise	风管口径 Duct caliber	毛重 G.W	体积 Packing volume
	(HZ)	(KW)	(V)	(A)	(m³/h)	(Kpa)	(Kpa)	(db)	(mm)	(KG)	(CM)
HG010-09AD1	50	0.09	220	0.55	23	6.8	-6.0	< 46	32	6.5	27*26.5*26.5
HG010-12AD1	50	0.12	220	0.7	29	8	-7.2	< 46	32	7	27*26.5*26.5
HG011-18AD2	50	0.18	220	1.1	40	9	-8.1	< 46	32	8	27.5*26.5*29


注：因生产批次及打包方式不同，重量和体积可能存在浮动，建议以实际为准

Notice: Due to different production batches and packaging methods weight and volume may fluctuate, it is recommended to refer to the actual situation



## Single impeller high-pressure vortex fan 单叶轮高压旋涡风机

### HG110



型号 Model	频率 Frequency	额定功率 Rated Power	额定电压 Rated voltage	额定电流 Rated current	最大风量 Max. flow	最大风压 Max.pressure	最大真空度 Max.vacuum	噪音 Noise	风管口径 Duct caliber	毛重 G.W	体积 Packing volume
	(HZ)	(KW)	(V)	(A)	(m³/h)	(Kpa)	(Kpa)	(db)	(mm)	(KG)	(CM)
HG110-25AD2	50(60)	0.25(0.3)	220	1.5(1.7)	48(57)	10.5(12)	-9.4(-10)	< 48(50)	40	9	27.5*26.5*29
HG110-25AS2	50(60)	0.25(0.3)	△ 220,Y380	△ 1.2,Y 0.8	48(57)	10.5(12)	-9.4(-10)	< 48(50)	40	9	27.5*26.5*29
HG110-30AD2	50(60)	0.30(0.35)	220	1.7(2.0)	52(65)	11(13)	-10(-12)	< 48(50)	40	10.5	27.5*26.5*29
HG110-30AS2	50(60)	0.30(0.35)	△ 220,Y380	△ 2.6,Y 1.5	52(65)	11.5(14)	-10.3(-12)	< 53(55)	40	10	27.5*26.5*29

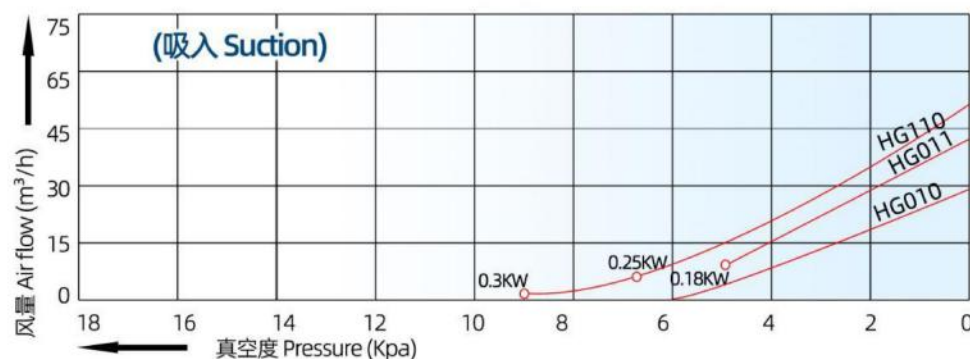
注：因生产批次及打包方式不同，重量和体积可能存在浮动，建议以实际为准

Notice: Due to different production batches and packaging methods weight and volume may fluctuate, it is recommended to refer to the actual situation

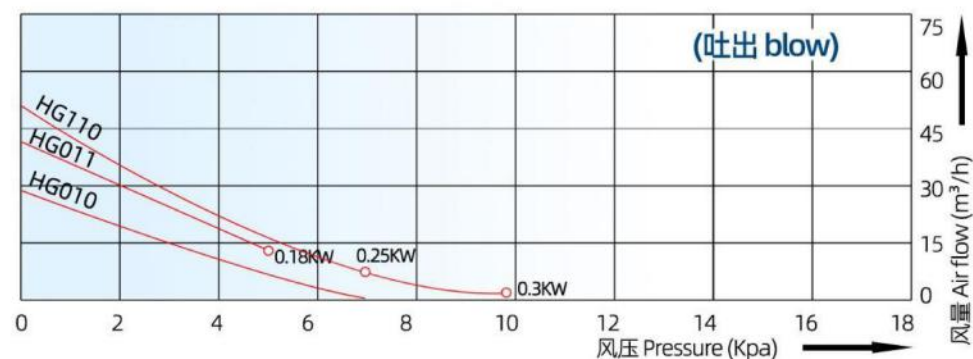
## HG010/011/110系列旋涡风机性能曲线（仅供参考不作检测依据）

Performance Curve of HG010/011/110 Series Vortex Blower (for reference only and not for testing basis)

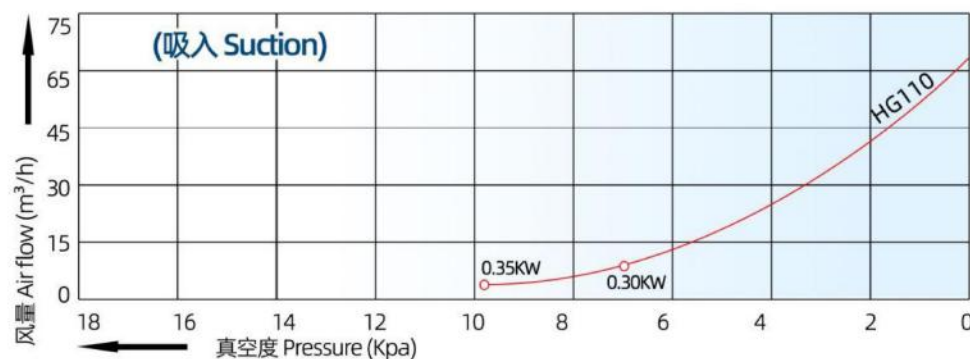
Vacuum Selection Diagram 50HZ--真空选型图表50HZ



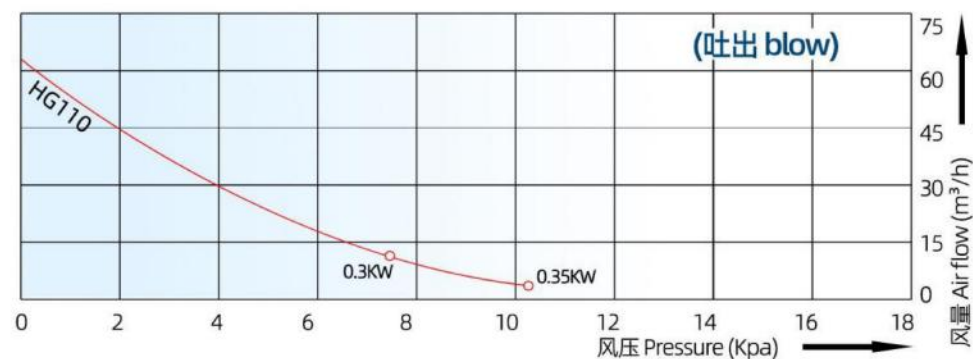
Compressor Selection Diagram 50HZ--压力选型图表50HZ



Vacuum Selection Diagram 60HZ--真空选型图表60HZ



Compressor Selection Diagram 60HZ--压力选型图表60HZ






## Single impeller high-pressure vortex fan

## 单叶轮高压旋涡风机

HG210




型号 Model	频率 Frequency	额定功率 Rated Power	额定电压 Rated voltage	额定电流 Rated current	最大风量 Max. flow	最大风压 Max.pressure	最大真空度 Max.vacuum	噪音 Noise	风管口径 Duct caliber	毛重 G.W	体积 Packing volume
	(HZ)	(KW)	(V)	(A)	(m³/h)	(Kpa)	(Kpa)	(db)	(mm)	(KG)	(CM)
HG210-37AD3	50(60)	0.37(0.44)	220	2.1(2.4)	80(98)	12 (15)	-11 (-13)	< 53(55)	40	13	30*27.5*31.5
HG210-37AS3	50(60)	0.37(0.44)	△220,Y380	△2.6,Y 1.5	80(98)	12 (15)	-11 (-13)	< 53(55)	40	12.5	30*27.5*31.5
HG210-55AD3	50(60)	0.55(0.62)	220	2.9(3.4)	85(98)	14 (15)	-13 (-13)	< 53(56)	40	13.5	30*27.5*31.5
HG210-55AS3	50(60)	0.55(0.62)	△220,Y380	△2.8,Y 1.6 △3.0,Y 1.7	90(110)	14 (15)	-13 (-13)	< 55(58)	40	13	30*27.5*31.5

注：因生产批次及打包方式不同，重量和体积可能存在浮动，建议以实际为准

Notice: Due to different production batches and packaging methods weight and volume may fluctuate, it is recommended to refer to the actual situation

## Single impeller high-pressure vortex fan 单叶轮高压旋涡风机

### HG310



型号 Model	频率 Frequency	额定功率 Rated Power	额定电压 Rated voltage	额定电流 Rated current	最大风量 Max . flow	最大风压 Max.pressure	最大真空度 Max.vacuum	噪音 Noise	风管口径 Duct caliber	毛重 G.W	体积 Packing volume
	(HZ)	(KW)	(V)	(A)	(m³/h)	(Kpa)	(Kpa)	(db)	(mm)	(KG)	(CM)
HG310-55AD3	50(60)	0.55(0.62)	220	2.9(3.4)	85(98)	14(14)	-13(-13)	< 55(58)	40	14.8	30*31*31.5
HG310-55AS3	50(60)	0.55(0.62)	△220,Y380	△2.8,Y 1.6 △3.0,Y 1.7	100(120)	14(14)	-13(-13)	< 55(58)	40	14	30*31*31.5
HG310-75AD3	50(60)	0.75(0.83)	220	3.8(4.2)	110(140)	18(22)	-15(-18)	< 55(58)	40	16.5	35*32*34
HG310-75AS3	50(60)	0.75(0.83)	△220,Y380	△3.8,Y 2.2 △3.8,Y 2.2	110(140)	18(22)	-15(-18)	< 55(58)	40	15.6	35*32*34

注：因生产批次及打包方式不同，重量和体积可能存在浮动，建议以实际为准

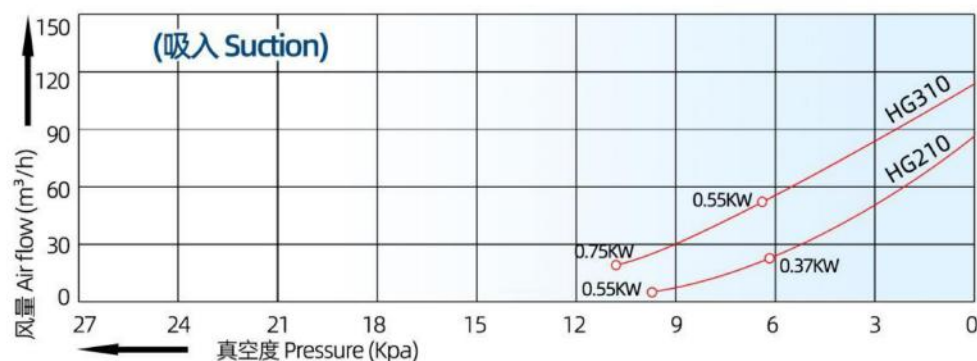
Notice: Due to different production batches and packaging methods weight and volume may fluctuate, it is recommended to refer to the actual situation



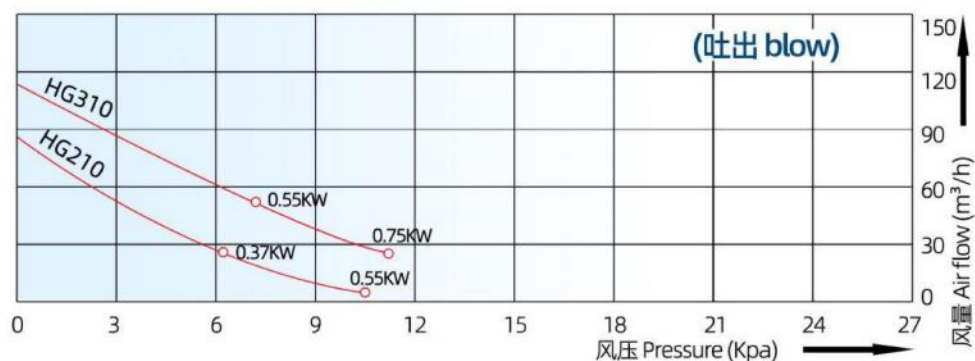
## HG210/310系列旋涡风机性能曲线（仅供参考不作检测依据）

Performance Curve of HG210/310 Series Vortex Blower (for reference only and not for testing basis)

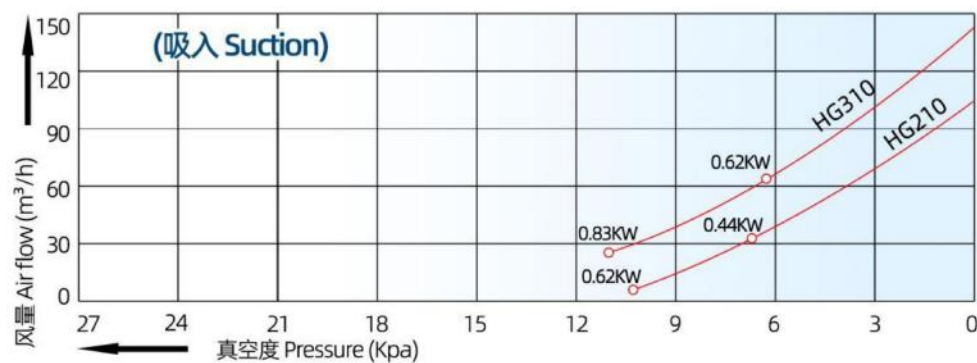
Vacuum Selection Diagram 50HZ--真空选型图表50HZ



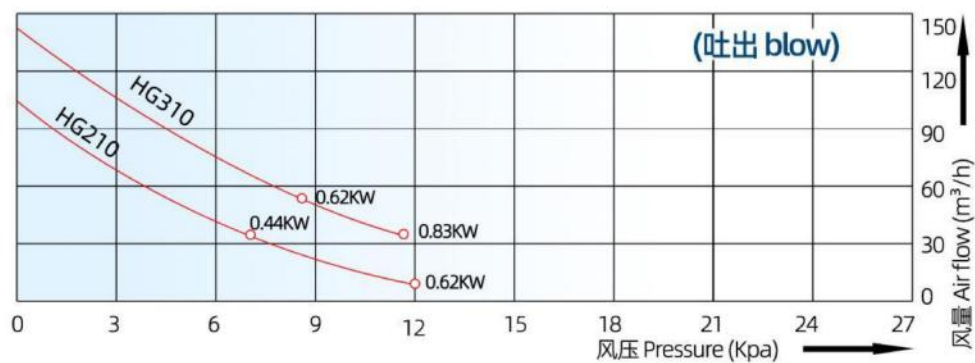
Compressor Selection Diagram 50HZ--压力选型图表50HZ



Vacuum Selection Diagram 60HZ--真空选型图表60HZ



Compressor Selection Diagram 60HZ--压力选型图表60HZ



## Single impeller high-pressure vortex fan 单叶轮高压旋涡风机

### HG410



型号 Model	频率 Frequency	额定功率 Rated Power	额定电压 Rated voltage	额定电流 Rated current	最大风量 Max. flow	最大风压 Max.pressure	最大真空度 Max.vacuum	噪音 Noise	风管口径 Duct caliber	毛重 G.W	体积 Packing volume
	(HZ)	(KW)	(V)	(A)	(m³/h)	(Kpa)	(Kpa)	(db)	(mm)	(KG)	(CM)
HG410-75AD4	50(60)	0.75(0.83)	220	4.3(4.7)	145(175)	21(23)	-20(-22)	< 63(64)	50	18.75	35*32*34
HG410-75AS4	50(60)	0.75(0.83)	△220,Y380	△3.8,Y2.2 △3.8,Y2.2	145(175)	21(23)	-20(-22)	< 63(64)	50	17.6	35*32*34
HG410-11BD4	50(60)	1.1(1.25)	220	4.9(5.5)	145(175)	25(29)	-21(-26)	< 63(64)	60	21	37*35*38
HG410-11BS4	50(60)	1.1(1.25)	△220,Y380	△4.9,Y2.8 △5.2,Y3.2	145(175)	25(29)	-21(-26)	< 63(64)	60	20	37*35*38

注：因生产批次及打包方式不同，重量和体积可能存在浮动，建议以实际为准

Notice: Due to different production batches and packaging methods weight and volume may fluctuate, it is recommended to refer to the actual situation



## Single impeller high-pressure vortex fan

## 单叶轮高压旋涡风机

### HG510



型号 Model	频率 Frequency (HZ)	额定功率 Rated Power (KW)	额定电压 Rated voltage (V)	额定电流 Rated current (A)	最大风量 Max. flow (m³/h)	最大风压 Max.pressure (Kpa)	最大真空度 Max.vacuum (Kpa)	噪音 Noise (db)	风管口径 Duct caliber (mm)	毛重 G.W (KG)	体积 Packing volume (CM)
HG510-11BD4	50(60)	1.1(1.25)	220	7.2(7.9)	210(255)	24(28)	-22(-26)	< 64(70)	60	26.2	38*36*39.5
HG510-11BS4	50(60)	1.1(1.25)	△220,Y380	△4.9,Y 2.8 △5.2,Y 3.2	210(255)	24(28)	-22(-26)	< 64(70)	60	24.9	38*36*39.5
HG510-15BD4	50(60)	1.5(1.75)	220	8.6(10)	210(255)	27(32)	-24(-28)	< 64(70)	60	26.75	38*36*39.5
HG510-15BS5	50(60)	1.5(1.75)	△220,Y380	△6.2,Y 3.6 △6.9,Y 4.0	210(255)	27(32)	-24(-28)	< 64(70)	60	26	38*36*39.5

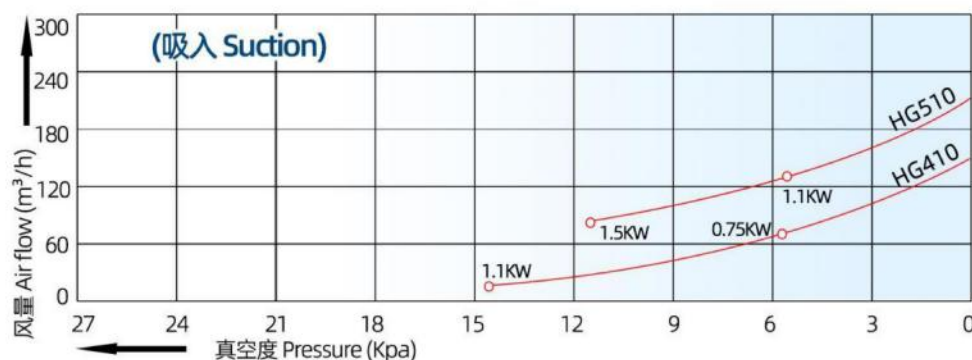
注：因生产批次及打包方式不同，重量和体积可能存在浮动，建议以实际为准

Notice: Due to different production batches and packaging methods weight and volume may fluctuate, it is recommended to refer to the actual situation

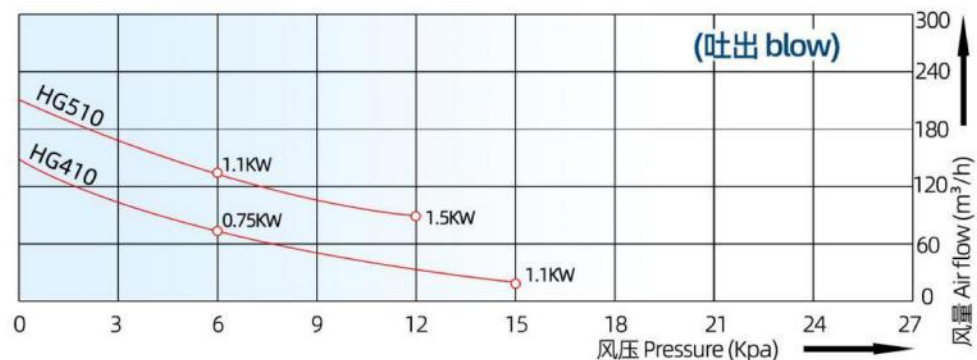
## HG410/510系列旋涡风机性能曲线（仅供参考不作检测依据）

Performance Curve of HG410/510 Series Vortex Blower (for reference only and not for testing basis)

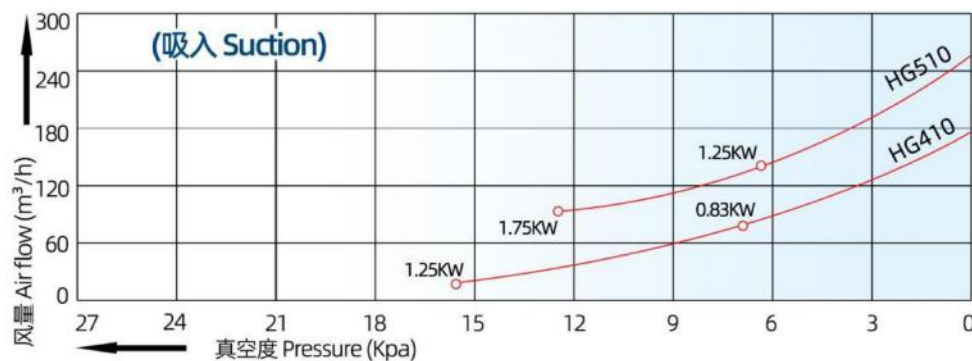
Vacuum Selection Diagram 50HZ--真空选型图表50HZ



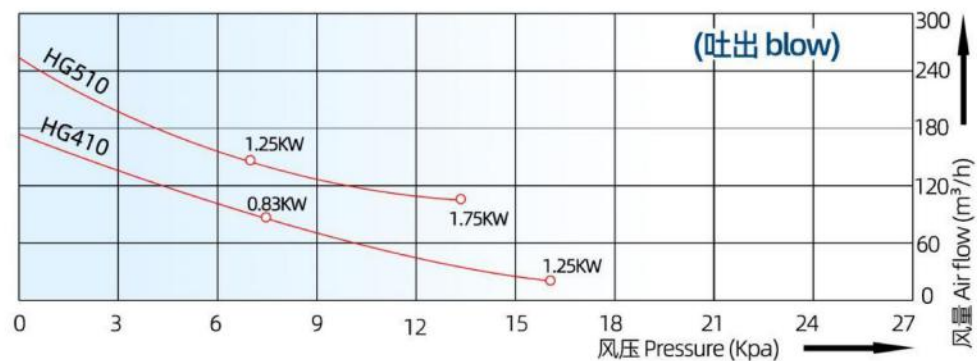
Compressor Selection Diagram 50HZ--压力选型图表50HZ



Vacuum Selection Diagram 60HZ--真空选型图表60HZ



Compressor Selection Diagram 60HZ--压力选型图表60HZ





## Single impeller high-pressure vortex fan 单叶轮高压旋涡风机

### HG530



型号 Model	频率 Frequency	额定功率 Rated Power	额定电压 Rated voltage	额定电流 Rated current	最大风量 Max. flow	最大风压 Max.pressure	最大真空度 Max.vacuum	噪音 Noise	风管口径 Duct caliber	毛重 G.W	体积 Packing volume
	(HZ)	(KW)	(V)	(A)	(m³/h)	(Kpa)	(Kpa)	(db)	(mm)	(KG)	(CM)
HG530-11BD4	50(60)	1.1(1.25)	220	7.2(7.9)	270(330)	17(18)	-17(-18)	< 64(70)	60	26.2	38*36*39.5
HG530-11BS4	50(60)	1.1(1.25)	△220,Y380	△4.9,Y 2.8 △5.2,Y 3.2	270(330)	17(18)	-17(-18)	< 64(70)	60	24.9	38*36*39.5
HG530-15BS5	50(60)	1.5(1.75)	220	8.6(10)	270(330)	22(23)	-22(-23)	< 64(70)	60	26.75	38*36*39.5
HG530-15BS5	50(60)	1.5(1.75)	△220,Y380	△6.2,Y 3.6 △6.9,Y 4.0	270(330)	22(23)	-22(-23)	< 64(70)	60	26	38*36*39.5
HG530-22BD5	50(60)	2.2(2.55)	220	12(13.5)	270(330)	30(35)	-28(-33)	< 65(72)	60	30	40*38*39.5
HG530-22BS5	50(60)	2.2(2.55)	△220,Y380	△8.9,Y 5.2 △10.3,Y 6.5	270(330)	30(35)	-28(-33)	< 65(72)	60	28.5	40*38*39.5

注：因生产批次及打包方式不同，重量和体积可能存在浮动，建议以实际为准

Notice: Due to different production batches and packaging methods weight and volume may fluctuate, it is recommended to refer to the actual situation

## Single impeller high-pressure vortex fan

## 单叶轮高压旋涡风机

HG610



型号 Model	频率 Frequency	额定功率 Rated Power	额定电压 Rated voltage	额定电流 Rated current	最大风量 Max. flow	最大风压 Max.pressure	最大真空度 Max.vacuum	噪音 Noise	风管口径 Duct caliber	毛重 G.W	体积 Packing volume
	(HZ)	(KW)	(V)	(A)	(m³/h)	(Kpa)	(Kpa)	(db)	(mm)	(KG)	(CM)
HG610-15BD5	50(60)	1.5(1.75)	220	11.6(14)	220(255)	28(33)	-24(-29)	< 69(70)	60	31	41*41*43
HG610-15BS5	50(60)	1.5(1.75)	△220,Y380	△8.6,Y 4.9 △8.8,Y 5.1	220(255)	28(33)	-24(-29)	< 69(70)	60	30.5	41*41*43
HG610-22BD5	50(60)	2.2(2.55)	220	12.5(15)	230(275)	30(36)	-27(-32)	< 69(72)	60	31.5	41*41*43
HG610-22BS5	50(60)	2.2(2.55)	△220,Y380	△8.9,Y 5.2 △10.3,Y 6.5	230(275)	30(36)	-27(-32)	< 69(72)	60	31	41*41*43

注：因生产批次及打包方式不同，重量和体积可能存在浮动，建议以实际为准

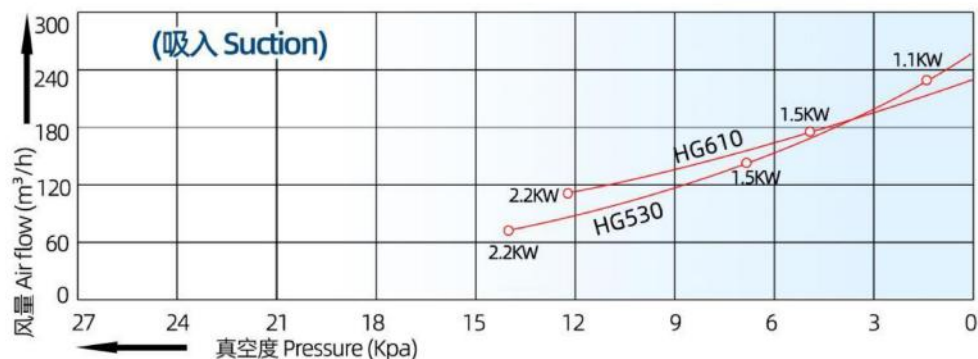
Notice: Due to different production batches and packaging methods weight and volume may fluctuate, it is recommended to refer to the actual situation



## HG530/610系列旋涡风机性能曲线（仅供参考不作检测依据）

Performance Curve of HG530/610 Series Vortex Blower (for reference only and not for testing basis)

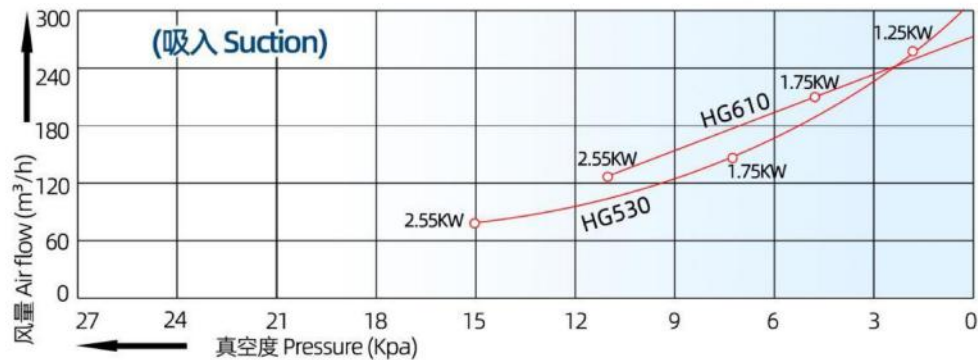
Vacuum Selection Diagram 50HZ--真空选型图表50HZ



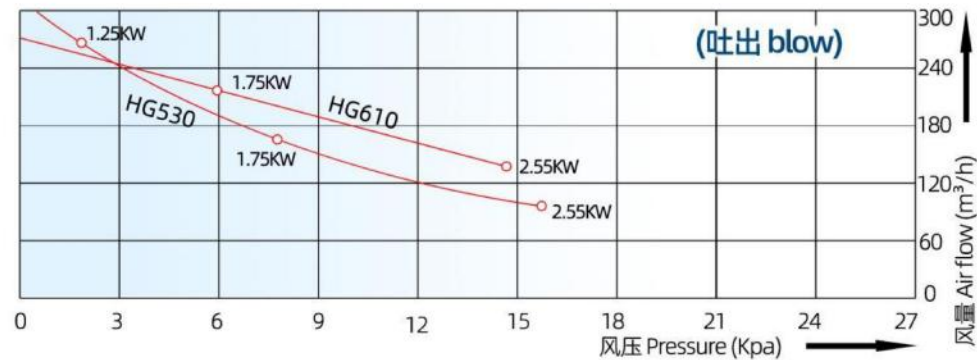
Compressor Selection Diagram 50HZ--压力选型图表50HZ



Vacuum Selection Diagram 60HZ--真空选型图表60HZ



Compressor Selection Diagram 60HZ--压力选型图表60HZ



## Single impeller high-pressure vortex fan 单叶轮高压旋涡风机

### HG710



型号 Model	频率 Frequency (HZ)	额定功率 Rated Power (KW)	额定电压 Rated voltage (V)	额定电流 Rated current (A)	最大风量 Max. flow (m³/h)	最大风压 Max.pressure (Kpa)	最大真空度 Max.vacuum (Kpa)	噪音 Noise (db)	风管口径 Duct caliber (mm)	毛重 G.W (KG)	体积 Packing volume (CM)
HG710-22BD6	50(60)	2.2(2.55)	220	12.5(15)	260(290)	36(42)	-33(-38)	< 69(72)	60	39.2	46.5*43.5*45.5
HG710-22BS6	50(60)	2.2(2.55)	△220,Y380	△8.9,Y5.2 △10.3,Y6.5	318(376)	36(42)	-33(-38)	< 69(72)	60	38	46.5*43.5*45.5
HG710-30BD6	50(60)	3.0(3.45)	220	13.5(16)	318(376)	38(45)	-35(-40)	< 69(73)	60	40	47*44*46
HG710-30BS6	50(60)	3.0(3.45)	△220,Y380	△12.2,Y7.3 △14,Y8.1	318(376)	38(45)	-35(-40)	< 69(73)	60	39.4	47*44*46
HG710-40BS6	50(60)	4.0(4.6)	△380,Y660	△9.3,Y5.4 △10.8,Y5.5	380(455)	42(50)	-35(-40)	< 70(73)	60	54	49*46*48.5


注：因生产批次及打包方式不同，重量和体积可能存在浮动，建议以实际为准

Notice: Due to different production batches and packaging methods weight and volume may fluctuate, it is recommended to refer to the actual situation



## Single impeller high-pressure vortex fan 单叶轮高压旋涡风机

### HG711 / HG750



型号 Model	频率 Frequency (HZ)	额定功率 Rated Power (KW)	额定电压 Rated voltage (V)	额定电流 Rated current (A)	最大风量 Max . flow (m³/h)	最大风压 Max.pressure (Kpa)	最大真空度 Max.vacuum (Kpa)	噪音 Noise (db)	风管口径 Duct caliber (mm)	毛重 G.W (KG)	体积 Packing volume (CM)
HG711-38B57	50(60)	3.8(4.3)	△ 220,Y380	△ 15.5,Y 9 △ 17.5,Y 10.2	400(450)	38(45)	-38(-35)	< 70(73)	60	43.4	56*49.5*54
HG750-40CS8	50(60)	4.0(4.6)	△ 380,Y660	△ 9,Y5.2 △ 9.4,Y5.2	420(500)	45(50)	-41(-40)	< 70(73)	75	47.5	58*51*56

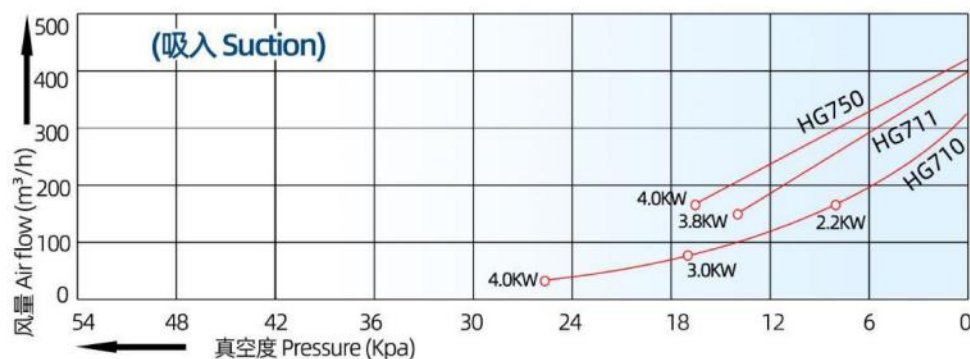
注：因生产批次及打包方式不同，重量和体积可能存在浮动，建议以实际为准

Notice: Due to different production batches and packaging methods weight and volume may fluctuate, it is recommended to refer to the actual situation

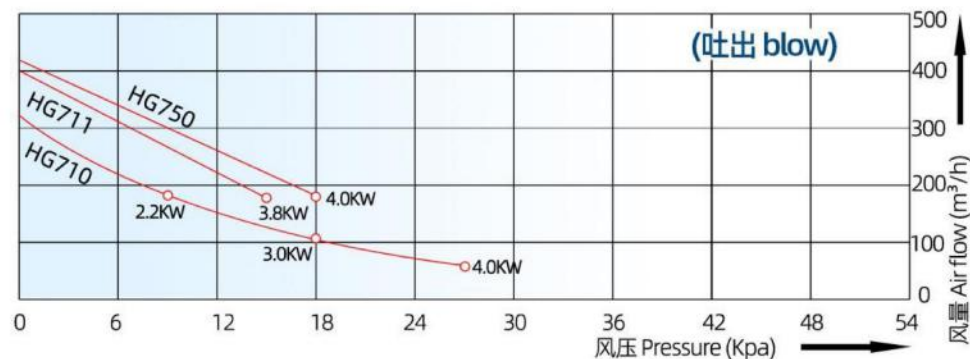
## HG710/711/750系列旋涡风机性能曲线（仅供参考不作检测依据）

Performance Curve of HG710/ 711 / 750 Series Vortex Blower (for reference only and not for testing basis)

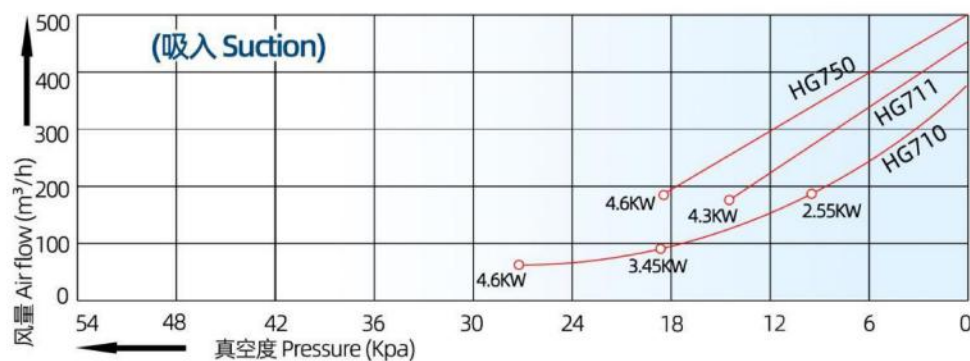
Vacuum Selection Diagram 50HZ--真空选型图表50HZ



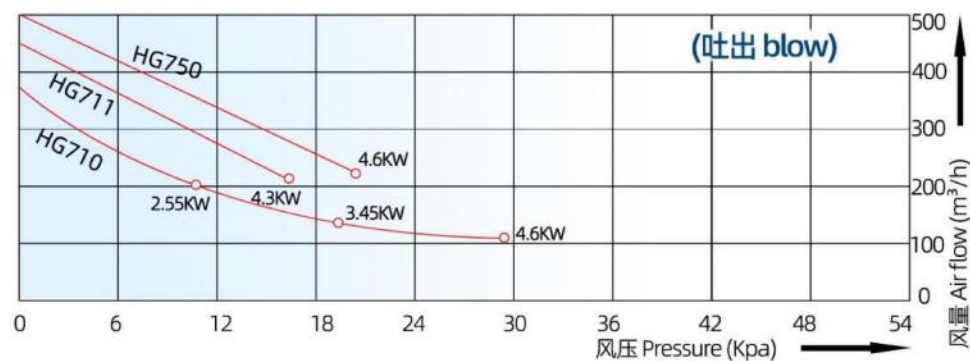
Compressor Selection Diagram 50HZ--压力选型图表50HZ



Vacuum Selection Diagram 60HZ--真空选型图表60HZ



Compressor Selection Diagram 60HZ--压力选型图表60HZ






## Single impeller high-pressure vortex fan

## 单叶轮高压旋涡风机

HG810 / HG830



型号 Model	频率 Frequency (HZ)	额定功率 Rated Power (KW)	额定电压 Rated voltage (V)	额定电流 Rated current (A)	最大风量 Max . flow (m³/h)	最大风压 Max.pressure (Kpa)	最大真空度 Max.vacuum (Kpa)	噪音 Noise (db)	风管口径 Duct caliber (mm)	毛重 G.W (KG)	体积 Packing volume (CM)
HG810-43CS9	50(60)	4.3(4.6)	△380,Y660	△9.5,Y5.5 △9.5,Y5.5	500(580)	40(36)	-40(-36)	< 75(78)	75	60	50*50*52.5
HG810-55CS9	50(60)	5.5(6.3)	△380,Y660	△12.9,Y7.4 △12.9,Y7.45	500(580)	50(57)	-48(-53)	< 80(82)	75	69.5	50*50*52.5
HG810-75CS9	50(60)	7.5(8.6)	△380,Y660	△16.7,Y9.6 △17.3,Y10	520(610)	56(63)	-51(-55)	< 80(82)	75	71.5	50*50*52.5
HG830-55CS9	50(60)	5.5(6.3)	△380,Y660	△12.9,Y7.4 △12.9,Y7.45	620(740)	38(38)	-38(-36)	< 75(78)	75	71.5	50*50*52.5
HG830-75CS9	50(60)	7.5(8.6)	△380,Y660	△16.7,Y9.6 △17.3,Y10	650(740)	45(45)	-45(-45)	< 75(78)	75	74.5	50*50*52.5

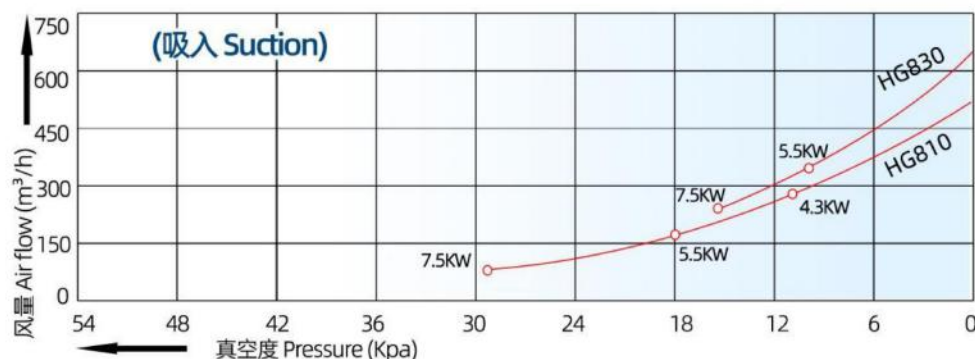
注：因生产批次及打包方式不同，重量和体积可能存在浮动，建议以实际为准

Notice: Due to different production batches and packaging methods weight and volume may fluctuate, it is recommended to refer to the actual situation

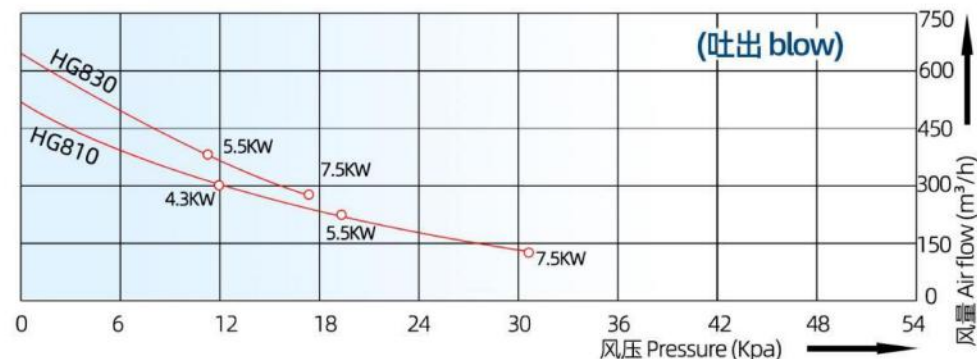
## HG810/830系列旋涡风机性能曲线（仅供参考不作检测依据）

Performance Curve of HG810/830 Series Vortex Blower (for reference only and not for testing basis)

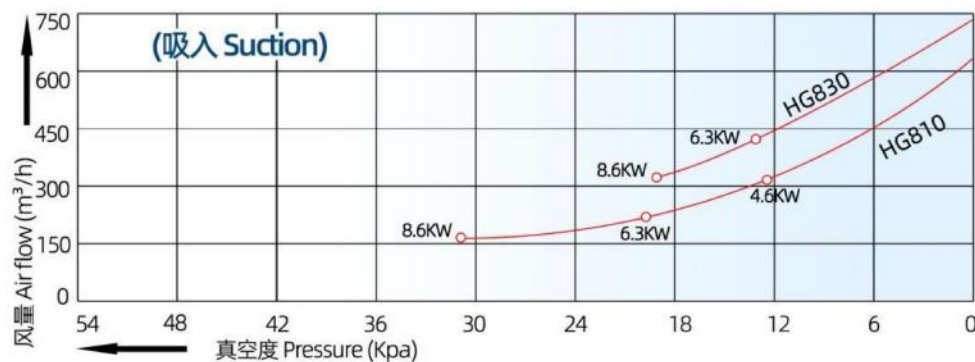
Vacuum Selection Diagram 50HZ--真空选型图表50HZ



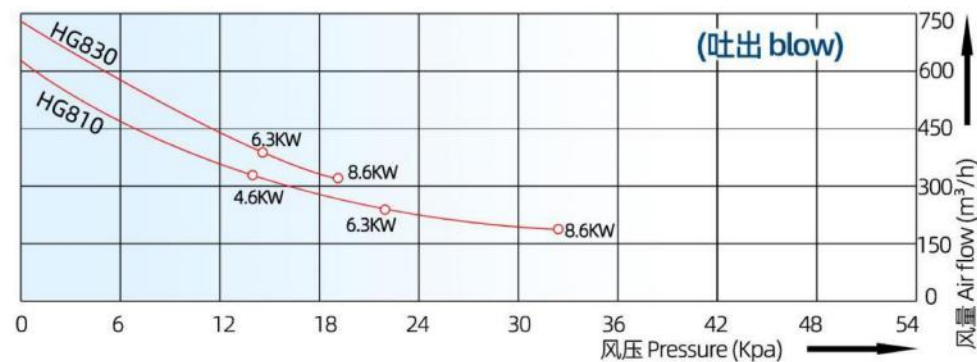
Compressor Selection Diagram 50HZ--压力选型图表50HZ



Vacuum Selection Diagram 60HZ--真空选型图表60HZ



Compressor Selection Diagram 60HZ--压力选型图表60HZ






## Single impeller high-pressure vortex fan

## 单叶轮高压旋涡风机

HG910



型号 Model	频率 Frequency	额定功率 Rated Power	额定电压 Rated voltage	额定电流 Rated current	最大风量 Max . flow	最大风压 Max.pressure	最大真空度 Max.vacuum	噪音 Noise	风管口径 Duct caliber	毛重 G.W	体积 Packing volume
	(HZ)	(KW)	(V)	(A)	(m³/h)	(Kpa)	(Kpa)	(db)	(mm)	(KG)	(CM)
HG910-90CS9	50(60)	9(10.3)	△ 380,Y660	△ 21,Y12.2 △ 23,Y13	1050(1250)	58(68)	-53(-62)	< 75	115	120	69.5*59*71
HG910-110CSA	50(60)	11(12.6)	△ 380,Y660	△ 28,Y16.2 △ 29,Y16.7	1100(1300)	62(72)	-55(-66)	< 75	115	148	69.5*59*71
HG910-150CSA	50(60)	15(17.3)	△ 380,Y660	△ 33,Y20 △ 37,Y22	1150(1350)	70(82)	-62(-73)	< 75	115	153	69.5*59*71
HG910-185CSA	50(60)	18.5(21.3)	△ 380,Y660	△ 41,Y25 △ 47,Y27	1200(1400)	75(89)	-67(-78)	< 75	115	163	69.5*59*71

注：因生产批次及打包方式不同，重量和体积可能存在浮动，建议以实际为准

Notice: Due to different production batches and packaging methods weight and volume may fluctuate, it is recommended to refer to the actual situation

## Single impeller high-pressure vortex fan 单叶轮高压旋涡风机

### HG930



型号 Model	频率 Frequency	额定功率 Rated Power	额定电压 Rated voltage	额定电流 Rated current	最大风量 Max. flow	最大风压 Max.pressure	最大真空度 Max.vacuum	噪音 Noise	风管口径 Duct caliber	毛重 G.W	体积 Packing volume
	(HZ)	(KW)	(V)	(A)	(m³/h)	(Kpa)	(Kpa)	(db)	(mm)	(KG)	(CM)
HG930-90CSA	50(60)	9(10.3)	△380,Y660	△21,Y12.2 △23,Y13	1370(1650)	25(28)	-26(-28)	<75(80)	115	120	69.5*59*71
HG930-110CSA	50(60)	11(12.6)	△380,Y660	△28,Y16.2 △29,Y16.7	1370(1650)	28(26)	-28(-27)	<75(80)	115	148	69.5*59*71
HG930-125CSA	50(60)	12.5(14.5)	△380,Y660	△31,Y16.2 △32,Y17.1	1370(1650)	32(32)	-33(-32)	<75(80)	115	148	69.5*59*71
HG930-150CSA	50(60)	15(17.3)	△380,Y660	△33,Y20 △37,Y22	1370(1650)	50(52)	-48(-49)	<75(80)	115	153	69.5*59*71
HG930-185CSA	50(60)	18.5(21.3)	△380,Y660	△41,Y25 △47,Y27	1370(1650)	62(56)	-60(-58)	<75(80)	115	163	69.5*59*71

注：因生产批次及打包方式不同，重量和体积可能存在浮动，建议以实际为准

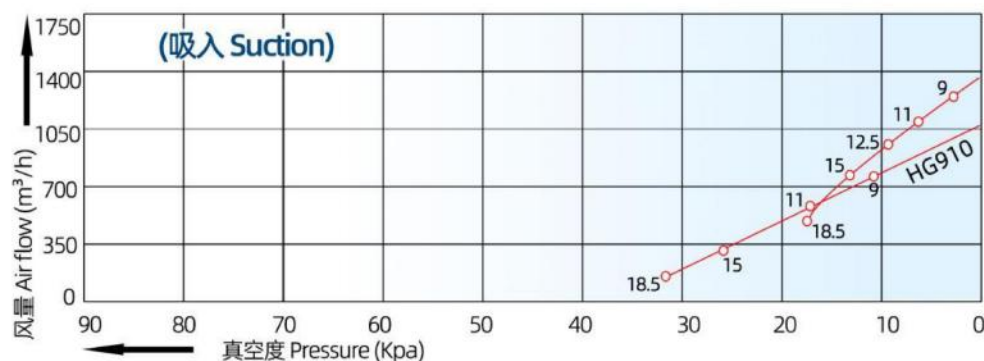
Notice: Due to different production batches and packaging methods weight and volume may fluctuate, it is recommended to refer to the actual situation



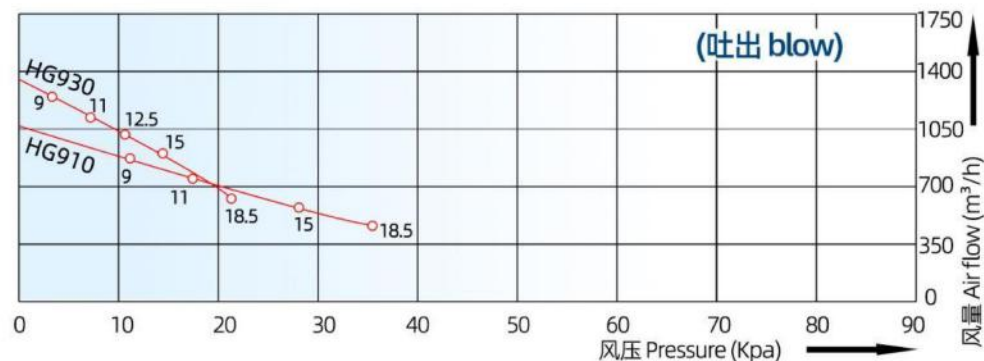
## HG910/930系列旋涡风机性能曲线（仅供参考不作检测依据）

Performance Curve of HG910/930 Series Vortex Blower (for reference only and not for testing basis)

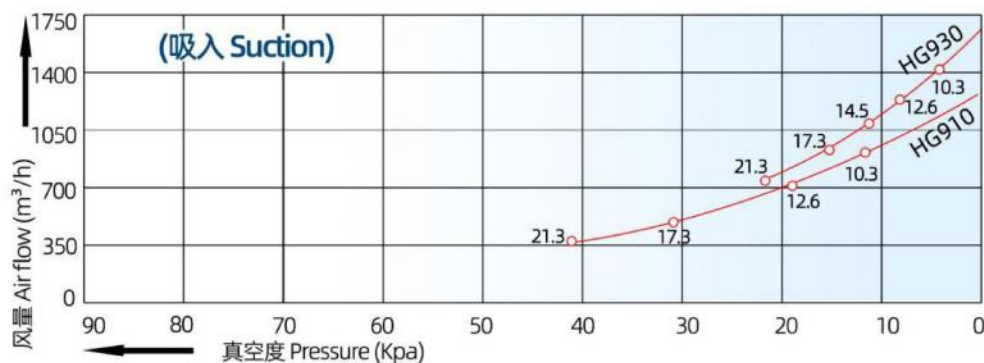
Vacuum Selection Diagram 50HZ--真空选型图表50HZ



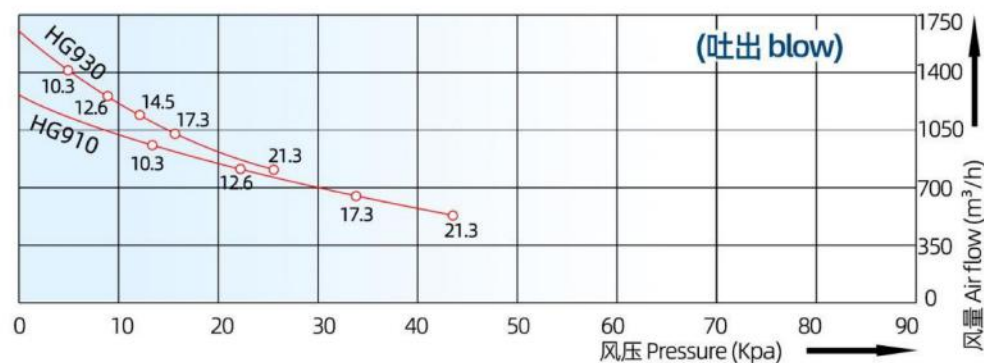
Compressor Selection Diagram 50HZ--压力选型图表50HZ



Vacuum Selection Diagram 60HZ--真空选型图表60HZ



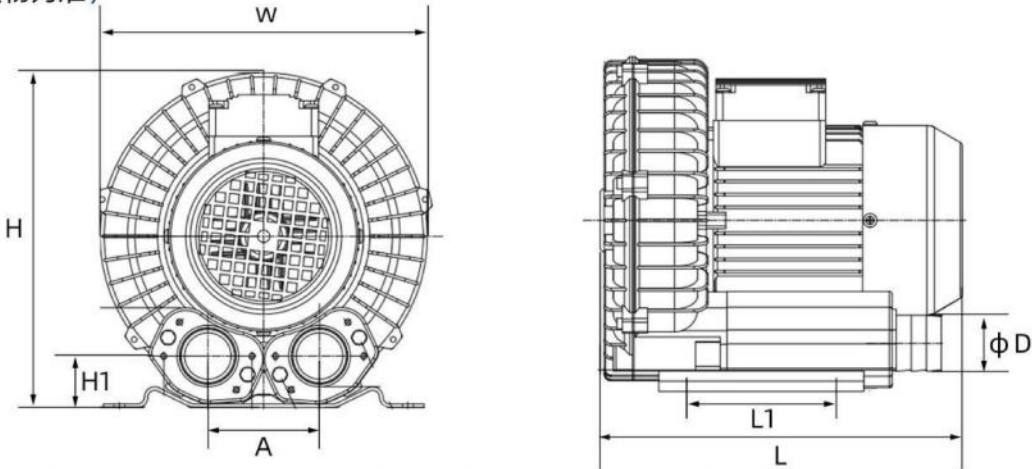
Compressor Selection Diagram 60HZ--压力选型图表60HZ



HG单叶轮系列风机尺寸图 (手工测量有误差, 仅供参考, 建议以实物为准)

Dimension Diagram (for reference only )

H = 风机高度 (H=height )  
W = 风机宽度 ( W=width )  
L = 风机长度 ( L=Length )  
L1 = 底座侧面安装中心距  
( L1=Side mounting center distance )



型号 Model	尺寸 Size (mm)						
	L	W	H	A	D	H1	L1
HG010-12AD1	210	200	223	73	32	36	80
HG011-18AD2	233	220	243	82	32	31	80
HG110-25AD2	247	230	247	87	40	36	80
HG110-30AD/AS3	260	238	246	88	40	36	83
HG210-37AD/AS3	260	238	246	88	40	40	83
HG310-55AD/AS3	275	263	272	92	40	40	83
HG410-75AD/AS4	302	287	305	113	50	48	96
HG510-11BD/BS4	320	328	338	120	60	48	140
HG510-15BD/BS4	360	328	338	120	60	48	140
HG610-22BD/BS5	348	350	370	124	60	58	140
HG710-22BS6	415	365	390	126	60	60	140
HG710-30BS6	415	365	390	126	60	60	140
HG710-40BS6	448	375	400	126	60	60	140
HG711-38BS6	430	400	430	135	60	60	207
HG750-40BS6	440	408	450	140	75	75	207
HG810-55CS9	470	445	466	145	75	65	172
HG810-75CS9	470	445	466	145	75	65	172
HG910-90CS9	644	535	565	207	115	89	543
HG910-110CSA	658	535	565	207	115	89	543
HG910-150CSA	658	535	565	207	115	89	543
HG910-185CSA	658	535	565	207	115	89	543





Double Stage Blower  
—双叶轮风机系列—


# Double Stage Vortex Blower

## 双叶轮旋涡风机系列

GT Rail




2HG220




2HG320



2HG420



2HG520



2HG720



2HG820



## Double impeller high-pressure vortex fan 双叶轮高压旋涡风机

注：因生产批次及打包方式不同，重量和体积可能存在浮动，建议以实际为准

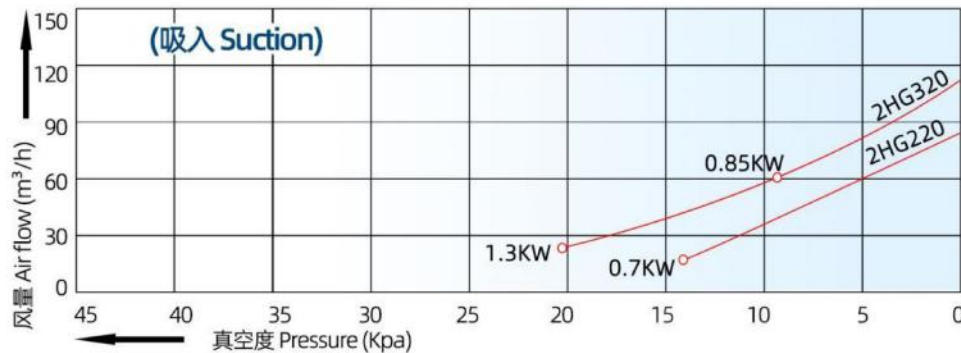
Notice: Due to different production batches and packaging methods weight and volume may fluctuate, it is recommended to refer to the actual situation

型号 Model	频率 Frequency	额定功率 Rated Power	额定电压 Rated voltage		额定电流 Rated current		最大风量 Max. flow	最大风压 Max.pressure	最大真空度 Max.vacuum	噪音 Noise	风管口径 Duct caliber	毛重 G.W
	(HZ)	(KW)	(V)		(A)		(m³/h)	(Kpa)	(Kpa)	(db)	(mm)	(KG)
2HG220-70AD	50	0.7	220-240V		4.5		88	24	-21	<55	40	20
	60	0.83	220-240V		5.6		103	25	-25	<61	40	20
2HG220-70AS	50	0.7	200-240Δ	345-415Y	3.8Δ	2.2Y	88	24	-21	<55	40	20
	60	0.83	220-275Δ	380-480Y	3.75Δ	2.15Y	102	25	-25	<61	40	20
2HG320-85AS	50	0.85	200-240Δ	345-415Y	4.2Δ	2.4Y	110	23	-20	<58	40	22
	60	0.95	220-275Δ	380-480Y	4.0Δ	2.3Y	130	24	-24	<61	40	22
2HG320-13BS	50	1.3	200-240Δ	345-415Y	5.7Δ	3.3Y	110	29	-28	<58	40	24
	60	1.5	220-275Δ	380-480Y	6.0Δ	3.5Y	130	40	-30	<60	40	24
2HG420-15BD	50	1.5	220-240V		9		150	26	-26	<66	50	34
	60	1.75	220-240V		9.5		180	29	-30	<69	50	34
2HG420-22BD	50	2.2	220-240V		10		150	26.5	-26.5	<66	50	36
	60	2.55	220-240V		11		180	29	-30	<69	50	36
2HG420-16BS	50	1.6	200-240Δ	345-415Y	7.5Δ	4.3Y	150	28	-28	<66	50	32
	60	2.1	220-275Δ	380-480Y	7.6Δ	4.4Y	180	31	-32	<69	50	32
2HG420-22BS	50	2.2	200-240Δ	345-415Y	9.7Δ	5.6Y	150	42	-33	<66	50	34
	60	2.55	220-275Δ	380-480Y	10Δ	5.8Y	180	44	-35	<69	50	34
2HG520-22BD	50	2.2	220-240V		11		230	33	-31	<72	60	46
	60	2.55	220-240V		12		275	35	-33	<74	60	46
2HG520-22BS	50	2.2	200-240Δ	345-415Y	9.7Δ	5.6Y	230	38	-30	<72	60	45
	60	2.55	220-275Δ	380-480Y	10.3Δ	6.0Y	275	39	-35	<74	60	45
2HG520-30BS	50	3.0	200-240Δ	345-415Y	12.5Δ	7.2Y	230	41	-34	<72	60	50
	60	3.45	220-275Δ	380-480Y	12.5Δ	7.3Y	275	36	-38	<74	60	50
2HG520-40CS	50	4.0	345-415Δ	600-720Y	10Δ	5.8Y	230	49	-39	<72	60	54
	60	4.6	380-480Δ	660-720Y	9.9Δ	5.7Y	275	48	-41	<74	60	54
2HG720-43CS	50	4.3	345-415Δ	600-720Y	10Δ	5.2Y	320	38	-36	<73	60	68
	60	4.8	380-480Δ	660-720Y	10.4Δ	6.0Y	380	40	-37	<76	60	68
2HG720-55CS	50	5.5	345-415Δ	600-720Y	13.3Δ	7.7Y	320	50	-44	<73	60	78
	60	6.3	380-480Δ	660-720Y	14.9Δ	8.62Y	385	52	-45	<76	60	78
2HG720-75CS	50	7.5	345-415Δ	600-720Y	16.7Δ	9.6Y	320	57	-54	<73	60	81
	60	8.6	380-480Δ	660-720Y	17.3Δ	10.0Y	380	59	-55	<76	60	81
2HG820-55CS	50	5.5	345-415Δ	600-720Y	13.3Δ	7.7Y	520	24	-24	<74	75	93
	60	6.3	380-480Δ	660-720Y	13.3Δ	7.7Y	620	16	-17	<78	75	93
2HG820-75CS	50	7.5	345-415Δ	600-720Y	16.7Δ	9.6Y	520	40	-40	<74	75	100
	60	8.6	380-480Δ	660-720Y	17.3Δ	10Y	620	33	-36	<78	75	100
2HG820-110CS	50	11	345-415Δ	600-720Y	28.0Δ	16.2Y	520	66	-43	<75	75	104
	60	12.6	380-480Δ	660-720Y	29Δ	16.7Y	620	60	-46	<78	75	104
2HG820-150CS	50	15	345-415Δ	600-720Y	32.5Δ	18.8Y	520	67	-46	<75	75	110
	60	17.3	380-480Δ	660-720Y	34.5Δ	19.9Y	620	75	-49	<78	75	110

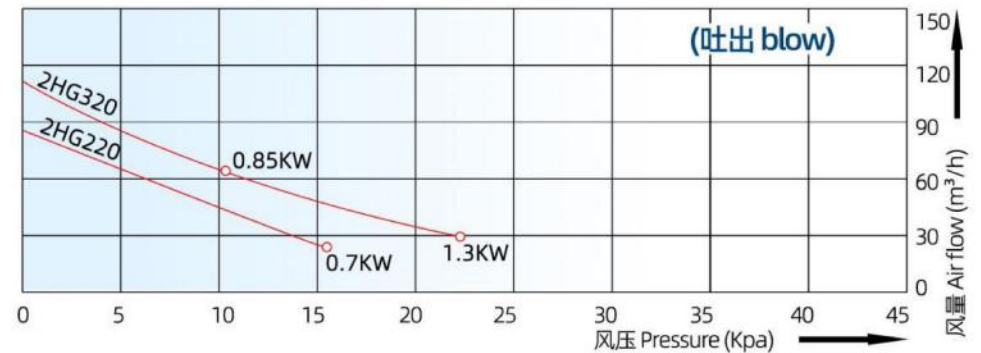
## 2HG220/320系列旋涡风机性能曲线（仅供参考不作检测依据）

Performance Curve of 2HG220/320 Series Vortex Blower (for reference only and not for testing basis)

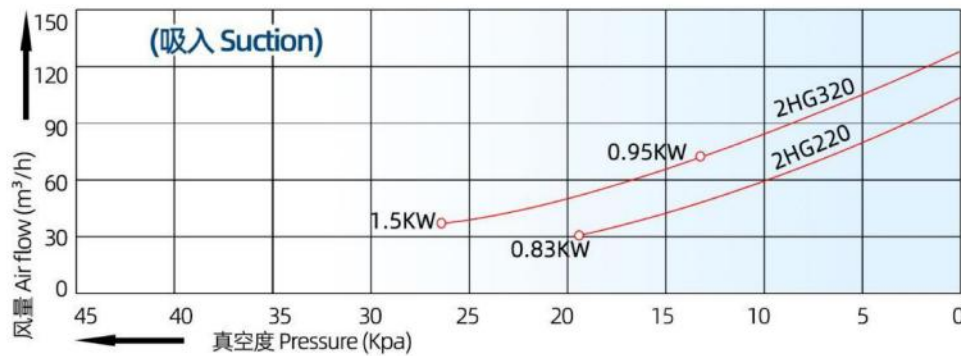
Vacuum Selection Diagram 50HZ--真空选型图表50HZ



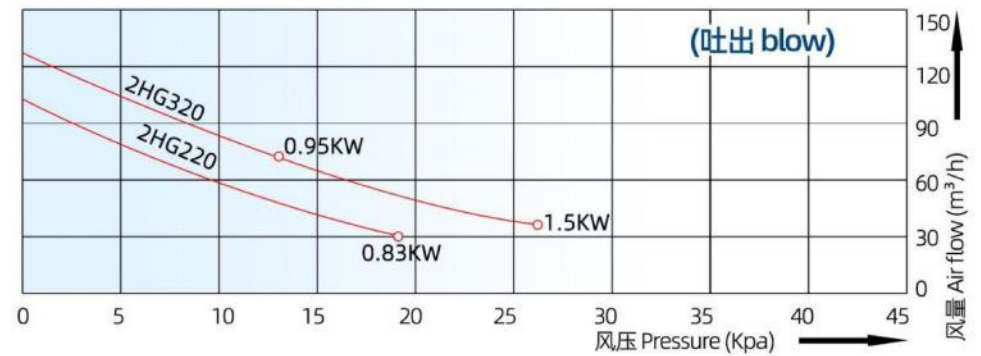
Compressor Selection Diagram 50HZ--压力选型图表50HZ



Vacuum Selection Diagram 60HZ--真空选型图表60HZ



Compressor Selection Diagram 60HZ--压力选型图表60HZ

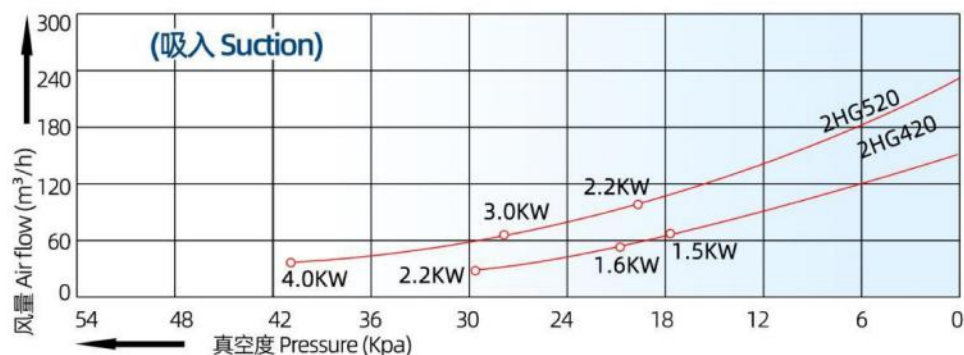




## 2HG420/520系列旋涡风机性能曲线（仅供参考不作检测依据）

Performance Curve of 2HG420/520 Series Vortex Blower (for reference only and not for testing basis)

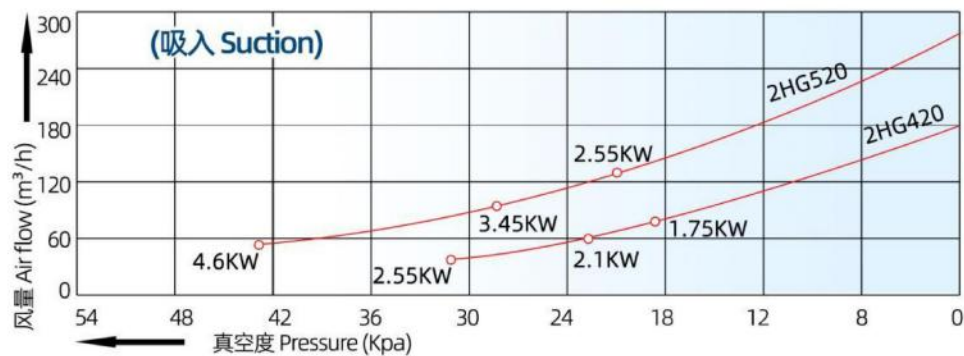
Vacuum Selection Diagram 50HZ--真空选型图表50HZ



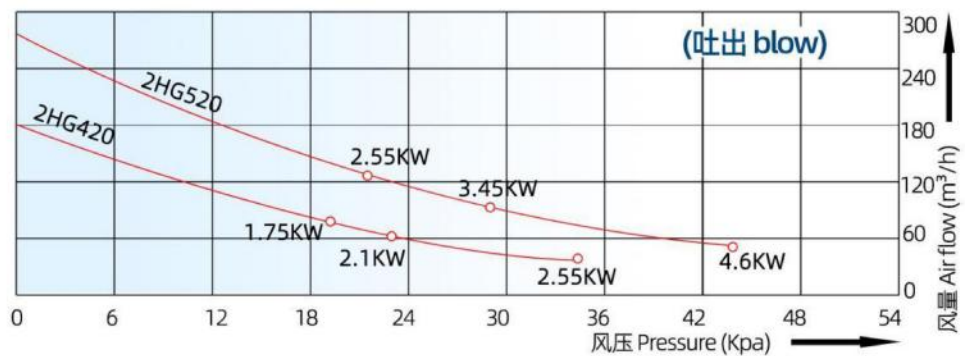
Compressor Selection Diagram 50HZ--压力选型图表50HZ



Vacuum Selection Diagram 60HZ--真空选型图表60HZ



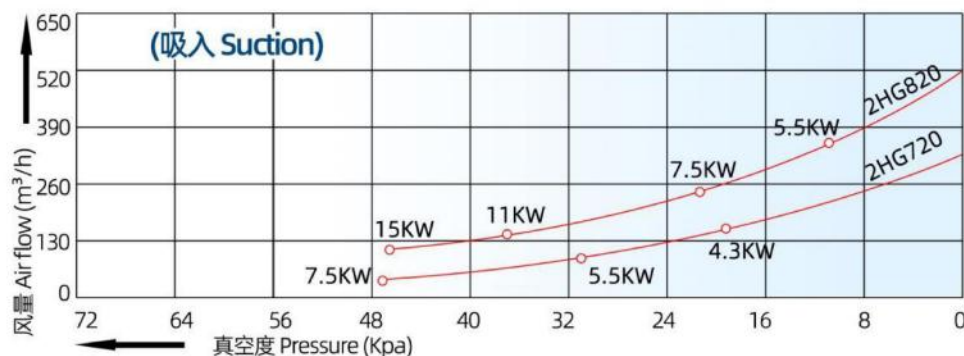
Compressor Selection Diagram 60HZ--压力选型图表60HZ



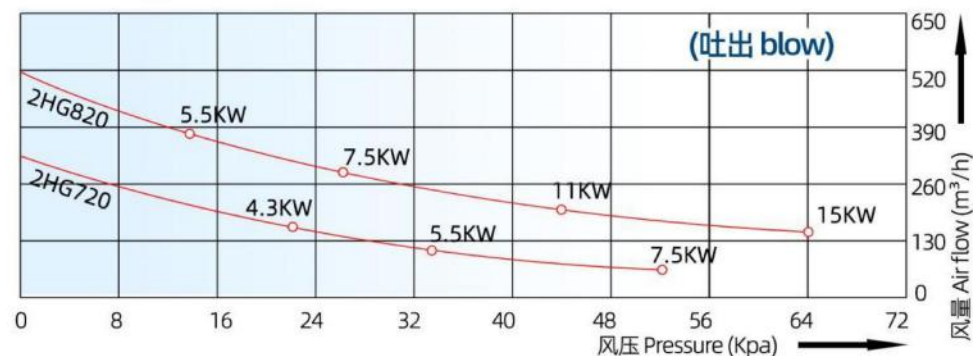
## 2HG720/820系列旋涡风机性能曲线（仅供参考不作检测依据）

Performance Curve of 2HG720/820 Series Vortex Blower (for reference only and not for testing basis)

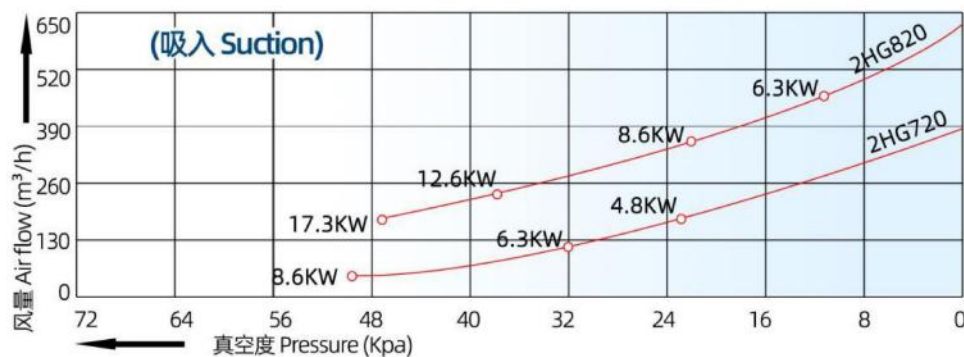
Vacuum Selection Diagram 50HZ--真空选型图表50HZ



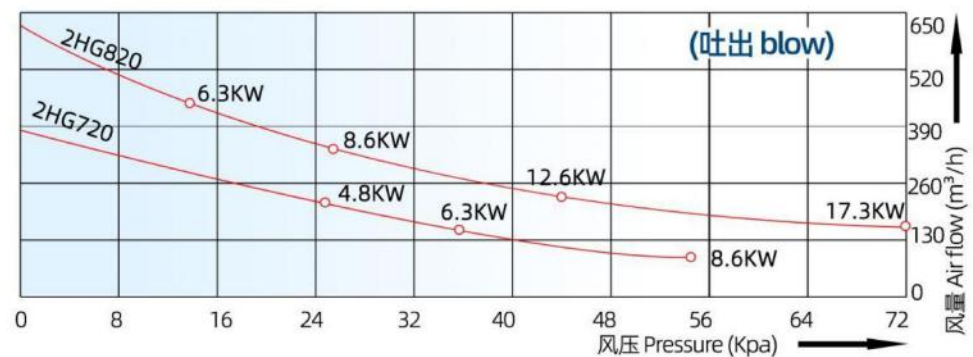
Compressor Selection Diagram 50HZ--压力选型图表50HZ



Vacuum Selection Diagram 60HZ--真空选型图表60HZ



Compressor Selection Diagram 60HZ--压力选型图表60HZ





## Double impeller high-pressure vortex fan 双叶轮高压旋涡风机

注：因生产批次及打包方式不同，重量和体积可能存在浮动，建议以实际为准

Notice: Due to different production batches and packaging methods weight and volume may fluctuate, it is recommended to refer to the actual situation

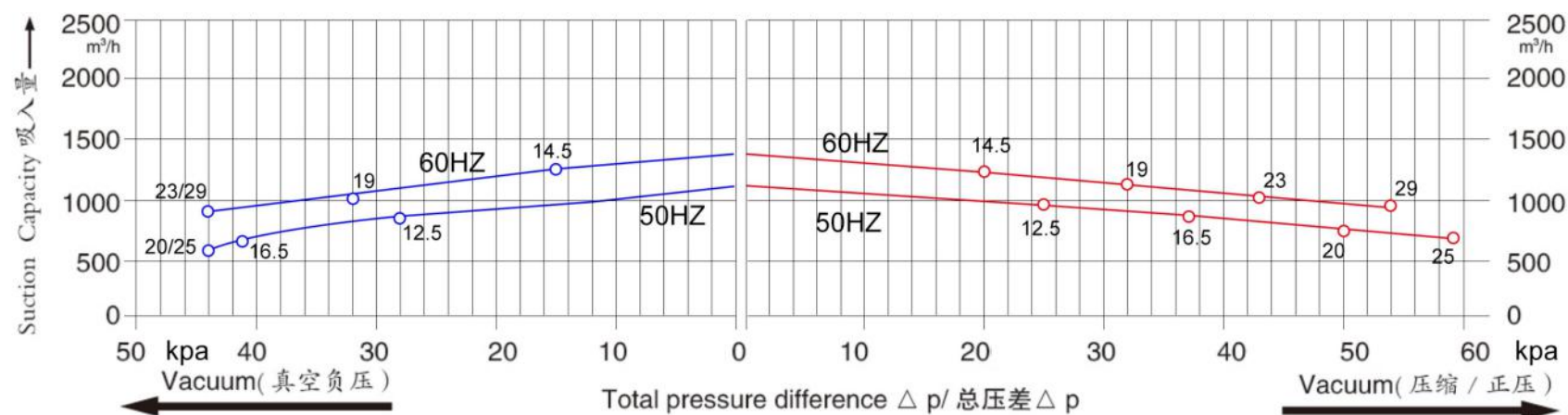
型号 Model	频率 Frequency	额定功率 Rated Power	额定电压 Rated voltage		额定电流 Rated current		最大风量 Max. flow	最大风压 Max.pressure	最大真空度 Max.vacuum	噪音 Noise	风管口径 Duct caliber	毛重 G.W
	(HZ)	(KW)	(V)		(A)		(m³/h)	(Kpa)	(Kpa)	(db)	(mm)	(KG)
2HG920-125CS	50	12.5	345-415△	600-720Y	28△	16.2Y	1110	27	-30	<74	115	187
	60	14.5	380-480△	660-720Y	29△	16.7Y	1310	20	-22	<78	115	187
2HG920-165CS	50	16.5	345-415△	600-720Y	35△	20Y	1110	37	-42	<74	115	197
	60	19	380-480△	660-720Y	36.5△	21Y	1310	30	-34	<78	115	197
2HG920-200CS	50	20	345-415△	600-720Y	40△	23Y	1110	50	-44	<74	115	204
	60	23	380-480△	660-720Y	42△	24.2Y	1310	43	-44	<84	115	204
2HG920-250CS	50	25	345-415△	600-720Y	52△	30Y	1110	59	-45	<74	115	211
	60	29	380-480△	660-720Y	52△	30Y	1310	54	-45	<84	115	211

### 2HG920系列旋涡风机性能曲线（仅供参考不作检测依据）

Performance Curve of 2HG920 Series Vortex Blower (for reference only and not for testing basis)

Vacuum Selection Diagram 50/60HZ-真空选型图表50/60HZ

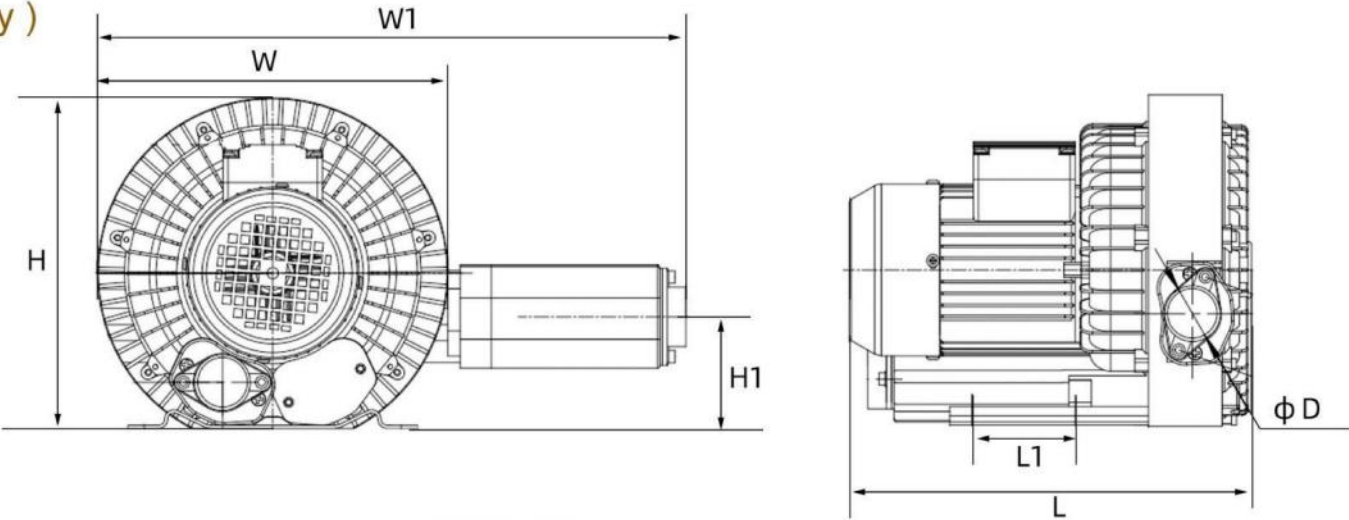
Compressor Selection Diagram 50/60HZ-压力选型图表50/60HZ



HG双叶轮系列风机尺寸图 (手工测量有误差, 仅供参考, 建议以实物为准)

Dimension Diagram (for reference only )

H = 风机高度 (H=height )  
W = 风机罩壳宽度 (W=width )  
L = 风机长度 (L=Length )  
L1 = 底座侧面安装中心距  
( L1=Side mounting center distance )



型号 Model	尺寸 Size (mm)						
	L	W	W1	H	H1	L1	D
2HG220-70AD	320	290	480	270	100	85	40
2HG220-70AS	320	290	480	270	100	85	40
2HG320-85AS	352	300	490	290	115	85	40
2HG320-13BS	352	300	490	290	115	85	40
2HG420-15BD	400	322	500	320	145	95	50
2HG420-22BD	400	322	500	320	145	95	50
2HG420-16BS	400	322	500	320	145	95	50
2HG420-22BS	400	322	500	320	145	95	50
2HG520-22BD	460	375	600	360	155	115	60
2HG520-22BS	460	375	600	360	155	115	60
2HG520-30BS	465	375	600	360	155	115	60
2HG520-40CS	500	375	600	360	155	115	60
2HG720-43CS	600	423	650	420	175	140	60
2HG720-55CS	600	423	650	420	175	140	60
2HG720-75CS	600	423	650	420	175	140	60
2HG820-55CS	590	505	830	495	225	170	75
2HG820-75CS	590	505	830	495	225	170	75
2HG820-110CS	780	505	830	495	225	170	75
2HG820-150CS	780	505	830	495	225	170	75







Bearing Heat Insulation Fan  
—耐高温风机系列—

Bearing heat insulation fan  
加长耐高温风机系列

GT Rail



HG210



HG310



HG410



HG510



HG710



HG810



## Bearing heat insulation vortex blower 加长耐高温旋涡风机

注：因生产批次及打包方式不同，重量和体积可能存在浮动，建议以实际为准

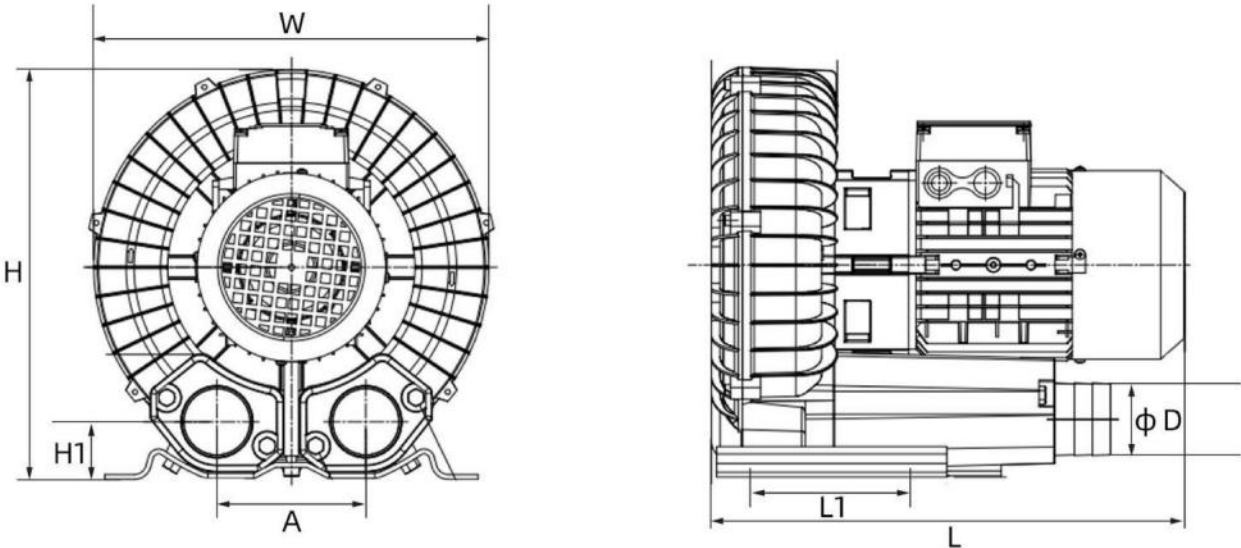
Notice: Due to different production batches and packaging methods weight and volume may fluctuate, it is recommended to refer to the actual situation

型号 Model	频率 Frequency	额定功率 Rated Power	额定电压 Rated voltage		额定电流 Rated current		最大风量 Max. flow	最大风压 Max.pressure	最大真空度 Max.vacuum	噪音 Noise	风管口径 Duct caliber	毛重 G.W
	(HZ)	(KW)	(V)		(A)		(m³/h)	(Kpa)	(Kpa)	(db)	(mm)	(KG)
HG210-30ALD	50	0.3	220-240V		1.7		76	8	-6.5	<53	40	14
	60	0.35	220-240V		2.0		93	10	-7.5	<56	40	14
HG210-30ALS	50	0.3	200-240△	345-415Y	2.6△	1.5Y	76	8	-6.5	<53	40	14
	60	0.35	220-275△	380-480Y	2.6△	1.5Y	93	10	-9.5	<56	40	14
HG210-37ALD	50	0.37	220-240V		2.1		76	10	-9	<53	40	15
	60	0.42	220-240V		2.4		93	12	-10	<56	40	15
HG210-37ALS	50	0.37	200-240△	345-415Y	2.6△	1.5Y	76	10	-9	<53	40	14
	60	0.42	220-275△	380-480Y	2.6△	1.5Y	93	12	-11.5	<56	40	14
HG310-55ALD	50	0.55	220-240V		3.2		90	12	-11	<57	40	17
	60	0.62	220-240V		3.6		105	12	-11	<60	40	17
HG310-55ALS	50	0.55	200-240△	345-415Y	2.8△	1.6Y	95	12	-11	<57	40	16
	60	0.62	220-275△	380-480Y	3.0△	1.7Y	114	12	-11	<60	40	16
HG410-75ALD	50	0.75	220-240V		4.3		138	18	-17	<63	50	22
	60	0.83	220-240V		4.7		166	19	-18	<64	50	22
HG410-75ALS	50	0.75	200-240△	345-415Y	3.8△	2.2Y	138	18	-17	<63	50	21
	60	0.83	220-275△	380-480Y	3.75△	2.15Y	166	19	-19	<64	50	21
HG510-11BLD	50	1.1	220-240V		4.9		200	21	-19	<64	60	29
	60	1.25	220-240V		5.5		242	20	-19	<70	60	29
HG510-11BLS	50	1.1	200-240△	345-415Y	4.9△	2.8Y	200	21	-19	<64	60	28
	60	1.25	220-275△	380-480Y	5.2△	3.2Y	242	20	-19	<70	60	28
HG510-15BLD	50	1.5	220-240V		8.6		200	24	-22	<64	60	30
	60	1.8	220-240V		10.0		242	26	-23	<70	60	30
HG510-15BLS	50	1.5	200-240△	345-415Y	6.2△	3.6Y	200	24	-22	<64	60	29
	60	1.8	220-275△	380-480Y	6.9△	4.0Y	242	26	-23	<70	60	29
HG710-22BLD	50	2.2	220-240V		12.5		247	33	-30	<69	60	40
	60	2.55	220-240V		15.0		276	35	-33	<72	60	40
HG710-22BLS	50	2.2	200-240△	345-415Y	8.9△	5.2Y	302	33	-30	<69	60	40
	60	2.55	220-275△	380-480Y	10.3△	6.5Y	357	33	-31	<72	60	40
HG710-30BLS	50	3.0	200-240△	345-415Y	12.2△	7.3Y	302	36	-33	<69	60	40
	60	3.5	220-275△	380-480Y	14.0△	8.1Y	357	34	-31	<72	60	40
HG711-38BLS	50	3.8	200-240△	345-415Y	15.5△	9.0Y	342	35	-33	<70	60	45
	60	4.3	220-275△	380-480Y	17.5△	10.2Y	410	37	-36	<73	60	45
HG750-40BLS	50	4.0	345-415△	600-720Y	9.0△	5.2Y	400	40	-36	<70	75	53
	60	4.6	380-480△	660-720Y	9.4△	5.2Y	480	42	-40	<73	75	53
HG810-55BLS	50	5.5	345-415△	600-720Y	12.9△	7.4Y	570	45	-43	<80	75	70
	60	6.3	380-480△	660-720Y	12.9△	7.45Y	620	47	-45	<82	75	70
HG810-75BLS	50	7.5	345-415△	600-720Y	16.7△	9.6Y	600	51	-46	<80	75	75
	60	8.6	380-480△	660-720Y	17.3△	10.0Y	660	53	-48	<82	75	75

HG耐高温系列风机尺寸图 (手工测量有误差, 仅供参考, 建议以实物为准)

Dimension Diagram (for reference only )

H = 风机高度 (H=height )  
W = 风机罩壳宽度 (W=width )  
L = 风机长度 (L=Length )  
L1 = 底座侧面安装中心距  
(L1=Side mounting center distance )



型号 Model	尺寸 Size (mm)						
	L	W	H	A	D	H1	L1
HG210-30ALD/LS	327	238	246	88	40	37	83
HG210-37ALD/LS	327	238	246	88	40	37	83
HG310-55ALD/LS	339	263	272	92	40	37	83
HG410-75ALD/LS	362	287	305	113	50	50	96
HG510-11BLD/LS	391	328	338	120	60	53	140
HG510-15BLD/LS	413	328	338	120	60	53	140
HG710-22BLD/LS	475	365	390	126	60	65	140
HG710-30BLS	475	365	390	126	60	65	140
HG711-38BLS	465	400	430	135	60	65	165
HG750-40BLS	475	408	450	140	75	84	165
HG810-55BLS	490	445	466	145	75	84	172
HG810-75BLS	490	445	466	145	75	84	172





Explosion-proof Fan  
—防爆风机系列—

# Explosion-proof Vortex Blower 防爆旋涡风机系列

GT Rail



HG210



HG310



HG410



HG510



HG610



## Explosion-proof Vortex Blower 防爆旋涡风机系列

**GT Rail**



HG710



HG810



HG750



HG910

## Explosion-proof vortex blower 防爆旋涡风机

注：因生产批次及打包方式不同，重量和体积可能存在浮动，建议以实际为准


Notice: Due to different production batches and packaging methods weight and volume may fluctuate, it is recommended to refer to the actual situation

型号 Model	频率 Frequency	额定功率 Rated Power	额定电压 Rated voltage		额定电流 Rated current		最大风量 Max. flow	最大风压 Max.pressure	最大真空度 Max.vacuum	噪音 Noise	风管口径 Duct caliber	毛重 G.W
	(HZ)	(KW)	(V)		(A)		(m³/h)	(Kpa)	(Kpa)	(db)	(mm)	(KG)
HG210-37AF	50	0.37	200-240△	345-415Y	2.6△	1.5Y	80	10	-9.0	<53	40	26
	60	0.42	220-275△	380-480Y	2.6△	1.5Y	98	10	-9.0	<56	40	26
HG310-55AF	50	0.55	200-240△	345-415Y	2.8△	1.6Y	100	12	-11	<55	40	28
	60	0.62	220-275△	380-480Y	3.0△	1.7Y	120	12	-11	<57	40	28
HG410-75AF	50	0.75	200-240△	345-415Y	3.8△	2.2Y	145	18	-17	<63	50	35
	60	0.83	220-275△	380-480Y	3.75△	2.15Y	175	20	-19	<64	50	35
HG510-11BF	50	1.1	200-240△	345-415Y	5.1△	3.0Y	200	23	-21	<63	60	47
	60	1.25	220-275△	380-480Y	5.2△	3.2Y	245	26	-24	<69	60	47
HG510-15BF	50	1.5	200-240△	345-415Y	6.2△	3.6Y	210	24	-22	<64	60	47
	60	1.75	220-275△	380-480Y	6.9△	4.0Y	255	27	-25	<70	60	47
HG610-22BF	50	2.2	200-240△	345-415Y	8.5△	4.8Y	270	27	-25	<66	60	54
	60	2.55	220-275△	380-480Y	8.8△	5.1Y	300	32	-29	<70	60	54
HG710-22BF	50	2.2	200-240△	345-415Y	8.9△	5.2Y	318	33	-30	<69	60	65
	60	2.55	220-275△	380-480Y	10.3△	6.5Y	376	38	-35	<72	60	65
HG710-30BF	50	3.0	200-240△	345-415Y	12.2△	7.3Y	318	35	-32	<69	60	67
	60	3.5	220-275△	380-480Y	14△	8.1Y	376	40	-37	<72	60	67
HG750-40CF	50	4.0	345-415△	600-720Y	9.3△	5.4Y	430	41	-37	<70	75	92
	60	4.6	380-480△	660-720Y	10.8△	5.5Y	470	46	-37	<73	75	92
HG810-55CF	50	5.5	345-415△	600-720Y	12.9△	7.4Y	500	45	-43	<80	75	115
	60	6.3	380-480△	660-720Y	12.9△	7.45Y	580	50	-48	<82	75	115
HG810-75CF	50	7.5	345-415△	600-720Y	16.7△	9.6Y	520	51	-46	<80	75	118
	60	8.6	380-480△	660-720Y	17.3△	10Y	610	56	-50	<82	75	118
HG910-90CF	50	9.0	345-415△	600-720Y	22△	12.2Y	800	56	-48	<74	115	170
	60	10.3	380-480△	660-720Y	23△	13Y	950	65	-56	<79	115	170
HG910-110CF	50	11	345-415△	600-720Y	28△	16.2Y	1100	57	-50	<74	115	246
	60	12.6	380-480△	660-720Y	29△	16.7Y	1300	67	-58	<79	115	246
HG910-150CF	50	15	345-415△	600-720Y	33△	20Y	1150	64	-56	<74	115	252
	60	16.5	380-480△	660-720Y	37△	22Y	1350	73	-62	<79	115	252
HG910-185CF	50	18.5	345-415△	600-720Y	41△	25Y	1200	68	-59	<80	115	258
	60	21.3	380-480△	660-720Y	47△	25Y	1400	80	-69	<82	115	258
HG930-150CF	50	15	345-415△	600-720Y	33△	20Y	1150	64	-56	<74	115	255
	60	17.3	380-480△	660-720Y	36.5△	21Y	1350	74	-62	<79	115	255



## Belt drive

### 拖泵（无动力风机）



普通款(无消音管)  
Normal model (Without silencer)



升级款(带消音管)  
Upgraded model (With silencer)

普通款型号 Normal model (Without silencer)	适配电机转速 Adapted rpm	适配电机功率 Adapted power	风管口外径 inlet/outlet	重量 Weight	皮带轮类型 Pulley type	升级款型号 Upgraded model (With silencer)	适配电机转速 Adapted rpm	适配电机功率 Adapted power	风管口外径 inlet/outlet	重量 Weight	皮带轮类型 Pulley type
	(rpm)	(kw)	(mm)	(kg)	Type B		(rpm)	(kw)	(mm)	(kg)	Type B
HG410-75AW	< 3500	0.75-1.1	32	11	B型双槽双皮带	HG410-75AW-1	< 3500	0.75-1.1	32	12	B型双槽双皮带
HG510-15BW	< 3500	1.1-2.2	48	13	B型双槽双皮带	HG510-15BW-1	< 3500	1.1-2.2	48	14	B型双槽双皮带
HG710-22BW	< 3500	2.2-4.0	60	21.5	B型双槽双皮带	HG710-22BW-1	< 3500	2.2-4.0	60	23.5	B型双槽双皮带
					B型双槽双皮带	HG810-55BW-1	< 3500	4.0-9.0	75	55	B型双槽双皮带

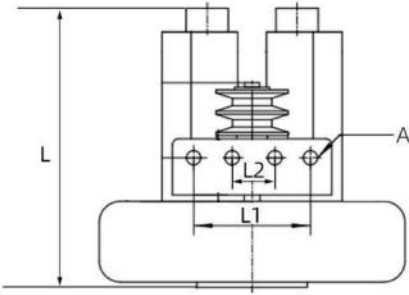
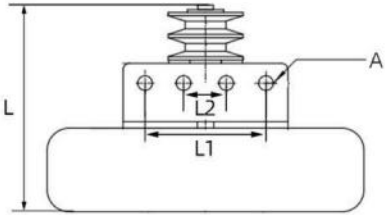
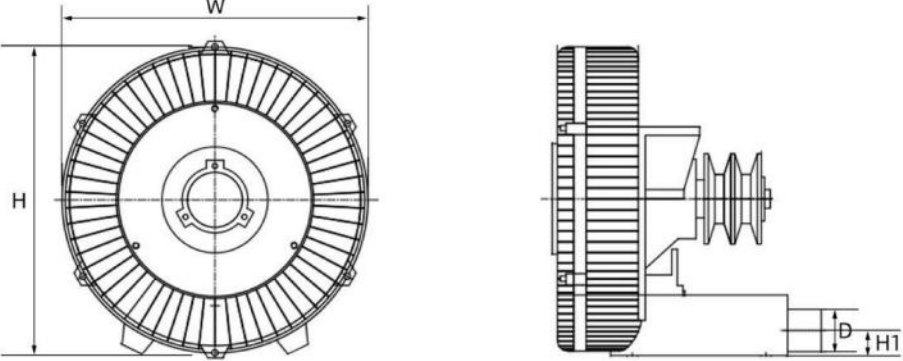
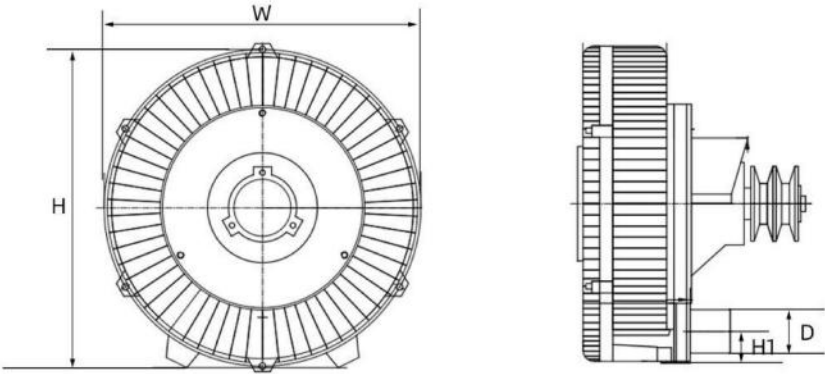
注：因生产批次及打包方式不同，重量和体积可能存在浮动，建议以实际为准

Notice: Due to different production batches and packaging methods weight and volume may fluctuate, it is recommended to refer to the actual situation




无动力拖泵尺寸图 (手工测量有误差, 仅供参考, 建议以实物为准)

Dimension Diagram (for reference only )






型号 Model	尺寸 Size (mm)							
	L	W	H	L1	L2	A	H1	D
HG410-75AW	198	288	302	110	--	2-φ13.5	40	32
HG510-15BW	210	325	330	110	--	2-φ13.5	45	48
HG710-22BW	240	365	395	110	--	2-φ13.5	50	60
HG410-75AW-1	300	288	302	110	--	2-φ13.5	40	32
HG510-15BW-1	348	325	330	110	--	2-φ13.5	45	48
HG710-22BW-1	380	365	395	110	--	2-φ13.5	50	60
HG810-55BW-1	495	445	460	123	55	4-φ15.5	48	75

**GT Rail**





UHV Vortex Blower  
—特高压风机系列—

High Pressure Vortex Blower  
特高压旋涡风机系列



4HG220-420系列



4HG520-630系列



## High Pressure vortex blower

### 特高压旋涡风机

型号 Model	频率 Frequency	额定功率 Rated Power	额定电压 Rated voltage		额定电流 Rated current		最大风量 Max. flow	最大风压 Max.pressure	最大真空度 Max.vacuum	噪音 Noise	风管口径 Duct caliber	毛重 G.W
	(HZ)	(KW)	(V)		(A)		(m³/h)	(Kpa)	(Kpa)	(db)	(mm)	(KG)
4HG220-85AS	50	0.85	200-240△	345-415Y	4.0△	2.3Y	47	49	-37	< 58	40	26
	60	0.96	220-275△	380-480Y	4.0△	2.3Y	60	48	-44	< 62	40	26
4HG220-16BS	50	1.6	200-240△	345-415Y	7.5△	4.3Y	47	65	-37	< 58	40	30
	60	2.05	220-275△	380-480Y	7.6△	4.4Y	60	74	-50	< 62	40	30
4HG320-11BS	50	1.1	200-240△	345-415Y	5.4△	3.1Y	65	48	-40	< 59	40	31
	60	1.3	220-275△	380-480Y	5.4△	3.1Y	76	48	-48	< 63	40	31
4HG320-16BS	50	1.6	200-240△	345-415Y	7.5△	4.3Y	65	54	-44	< 59	40	32
	60	2.05	220-275△	380-480Y	7.5△	4.4Y	76	60	-56	< 63	40	32
4HG420-16BS	50	1.6	200-240△	345-415Y	7.5△	4.3Y	87	45	-48	< 61	40	35
	60	2.05	220-275△	380-480Y	7.6△	4.4Y	105	41	-43	< 66	40	35
4HG420-30BS	50	3.0	200-240△	345-415Y	12.5△	7.3Y	87	75	-50	< 61	40	41
	60	3.5	220-275△	380-480Y	13.3△	7.8Y	105	85	-51	< 66	40	41
4HG520-22BS	50	2.2	200-240△	345-415Y	11.4△	6.6Y	120	46	-47	< 64	40	42
	60	2.55	220-275△	380-480Y	11.2△	6.5Y	145	45	-50	< 70	40	42
4HG520-43BS	50	4.3	345-415△		9.5△		120	82	-50	< 65	40	53
	60	4.8	380-480△		10△		145	81	-53	< 71	40	53
4HG620-30BS	50	3.0	200-240△	345-415Y	12.5△	7.3Y	165	50	-46	< 67	40	50
	60	3.5	220-275△	380-480Y	13.3△	7.8Y	195	42	-48	< 71	40	50
4HG620-55BS	50	5.5	345-415△		12△		165	74	-46	< 68	40	67
	60	6.3	380-480△		12.5△		195	84	-48	< 72	40	67
4HG630-75BS	50	7.5	345-415△		16△		170	104	-70	< 72	40	88
	60	8.6	380-480△		16△		200	104	-73	< 76	40	88

注：因生产批次及打包方式不同，重量和体积可能存在浮动，建议以实际为准

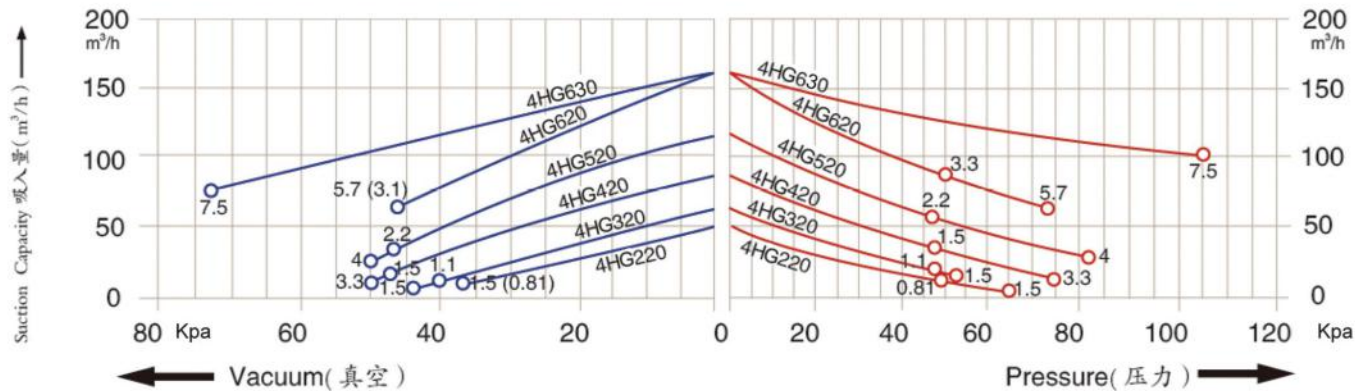
Notice: Due to different production batches and packaging methods weight and volume may fluctuate, it is recommended to refer to the actual situation

## 4HG系列旋涡风机性能曲线（仅供参考不作检测依据）

Performance Curve of 4HG Series Vortex Blower (for reference only and not for testing basis)

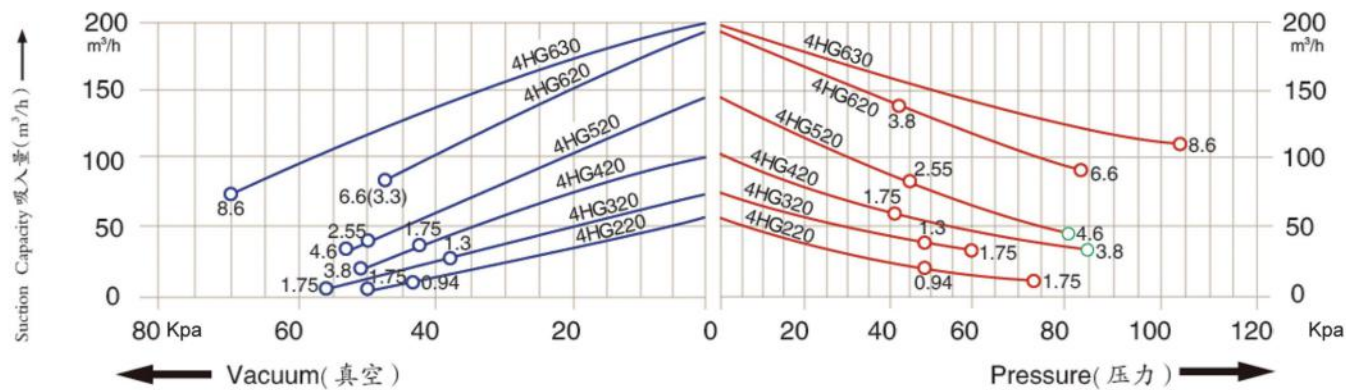
Vacuum Selection Diagram 50HZ--真空选型图表50HZ

Compressor Selection Diagram 50HZ--压力选型图表50HZ




Vacuum Selection Diagram 60HZ--真空选型图表60HZ

Compressor Selection Diagram 60HZ--压力选型图表60HZ



## High Pressure vortex blower 特高压单叶轮系列旋涡风机



型号 Model	频率 Frequency	额定功率 Rated Power	额定电压 Rated voltage		额定电流 Rated current		最大风量 Max. flow	最大风压 Max.pressure	最大真空度 Max.vacuum	噪音 Noise	风管口径 Duct caliber	毛重 G.W
	(HZ)	(KW)	(V)		(A)		(m³/h)	(Kpa)	(Kpa)	(db)	(mm)	(KG)
4HG210-55AD	50	0.55	220V		3.7		47	29	-23	<58	40	18
	60	0.63	220V		4.5		57	32	-27	<62	40	18
4HG210-55AS	50	0.55	200-240Δ	345-415Y	2.8Δ	1.6Y	47	29	-23	<58	40	18
	60	0.63	220-275Δ	380-480Y	3.0Δ	1.7Y	57	32	-27	<62	40	18
4HG310-55AS	50	0.55	200-240Δ	345-415Y	2.8Δ	1.6Y	66	25	-25	<58	40	18
	60	0.63	220-275Δ	380-480Y	3.0Δ	1.7Y	80	25	-26	<62	40	18
4HG310-80AS	50	0.81	200-240Δ	345-415Y	4.0Δ	2.3Y	66	35	-28	<59	40	19
	60	0.94	220-275Δ	380-480Y	4.0Δ	2.3Y	80	36	-34	<63	40	19
4HG410-11BS	50	1.1	200-240Δ	345-415Y	5.4Δ	3.1Y	87	38	-30	<59	40	25
	60	1.3	220-275Δ	380-480Y	5.4Δ	3.1Y	105	37	-34	<63	40	25
4HG510-15BS	50	1.5	200-240Δ	345-415Y	7.5Δ	4.3Y	120	36	-31	<61	40	28
	60	1.75	220-275Δ	380-480Y	7.6Δ	4.4Y	145	32	-34	<66	40	28
4HG510-22BS	50	2.2	200-240Δ	345-415Y	11.4Δ	6.6Y	120	47	-31	<61	40	32
	60	2.55	220-275Δ	380-480Y	11.2Δ	6.5Y	145	48	-36	<66	40	32
4HG610-22BS	50	2.2	200-240Δ	345-415Y	11.4Δ	6.6Y	165	36	-34	<64	40	35
	60	2.55	220-275Δ	380-480Y	11.2Δ	6.5Y	195	31	-36	<70	40	35
4HG610-33BS	50	3.3	200-240Δ	345-415Y	13Δ	7.5Y	165	48	-34	<65	40	38
	60	3.8	220-275Δ	380-480Y	14.2Δ	8.2Y	195	53	-38	<71	40	38

注：因生产批次及打包方式不同，重量和体积可能存在浮动，建议以实际为准

Notice: Due to different production batches and packaging methods weight and volume may fluctuate, it is recommended to refer to the actual situation

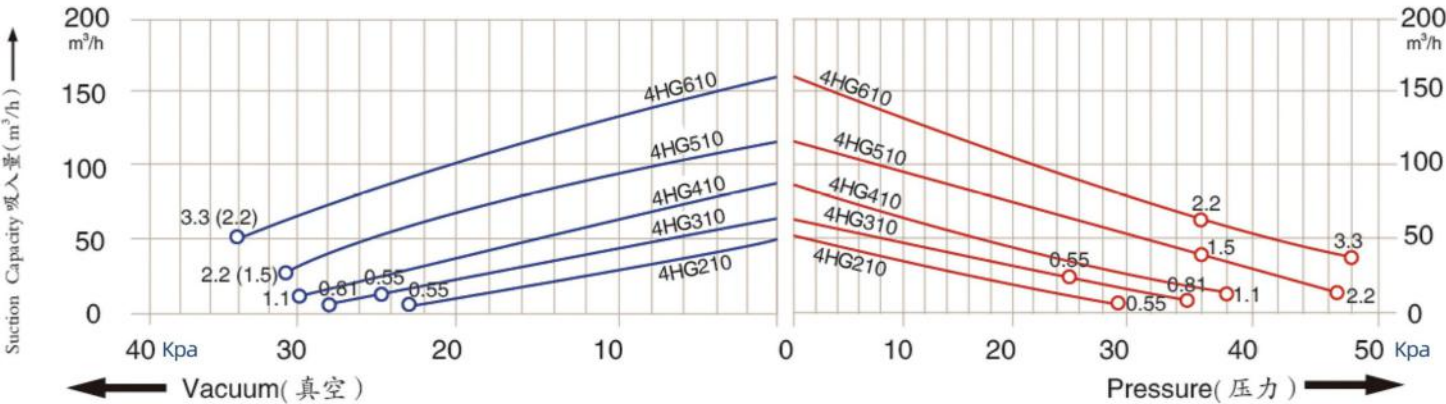


4HG系列旋涡风机性能曲线（仅供参考不作检测依据）

Performance Curve of 4HG Series Vortex Blower (for reference only and not for testing basis)

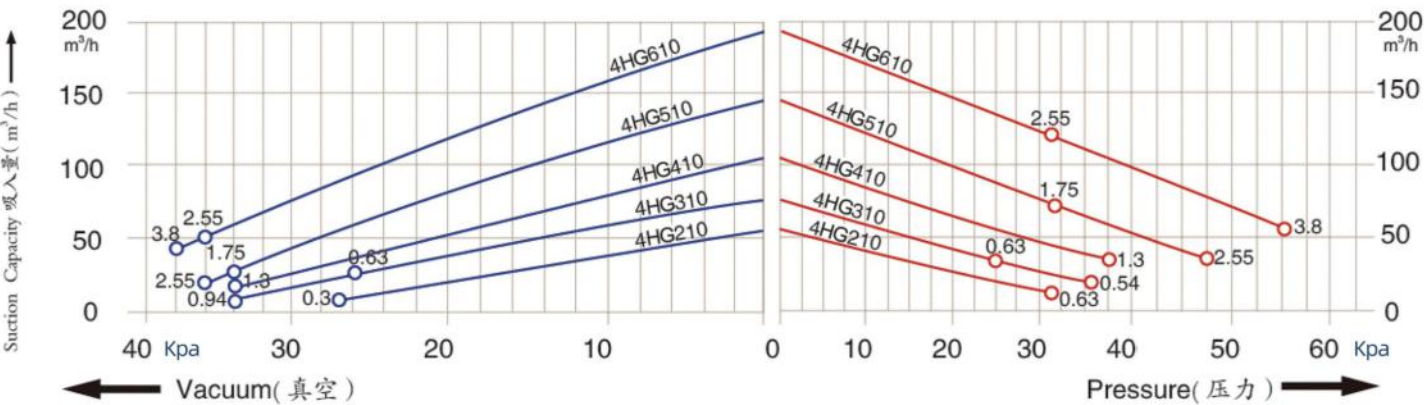
Vacuum Selection Diagram 50HZ--真空选型图表50HZ

Compressor Selection Diagram 50HZ--压力选型图表50HZ



Vacuum Selection Diagram 60HZ--真空选型图表60HZ

Compressor Selection Diagram 60HZ--压力选型图表60HZ





Upper Exhaust Blower  
—上风管风机系列—

## Upper exhaust vortex blower (Three-phase voltage)

## 上风管旋涡风机 (三相电)

型号 Model	频率 Frequency	额定功率 Rated Power	额定电压 Rated voltage		额定电流 Rated current		最大风量 Max. flow	最大风压 Max.pressure	最大真空度 Max.vacuum	噪音 Noise	风管口径 Duct caliber	毛重 G.W
	(HZ)	(KW)	(V)		(A)		(m³/h)	(Kpa)	(Kpa)	(db)	(mm)	(KG)
HG510-11BR	50	1.1	200-240△	345-415Y	4.9△	2.8Y	210	24	-22	<64	60	26
	60	1.25	220-275△	380-480Y	5.2△	3.2Y	255	28	-26	<70	60	26
HG510-15BR	50	1.5	200-240△	345-415Y	6.2△	3.6Y	210	27	-24	<64	60	27
	60	1.75	220-275△	380-480Y	6.9△	4.0Y	255	32	-28	<70	60	27
HG610-22BR	50	2.2	200-240△	345-415Y	8.9△	5.2Y	230	30	-27	<69	60	31
	60	2.55	220-275△	380-480Y	10.3△	6.5Y	275	36	-32	<72	60	31
HG710-22BR	50	2.2	200-240△	345-415Y	8.9△	5.2Y	260	36	-33	<69	60	38
	60	2.55	220-275△	380-480Y	10.3△	6.5Y	290	42	-38	<72	60	38
HG710-30BR	50	3.0	200-240△	345-415Y	12.2△	7.3Y	318	38	-35	<69	60	39
	60	3.45	220-275△	380-480Y	14△	8.1Y	376	45	-40	<73	60	39
HG711-38BR	50	3.8	200-240△	345-415Y	15.5△	9.0Y	400	38	-38	<70	60	43
	60	4.3	220-275△	380-480Y	17.5△	10.2Y	450	45	-35	<73	60	43
HG750-40CR	50	4.0	345-415△		9△		420	45	-41	<70	75	51
	60	4.6	380-480△		9.4△		500	50	-40	<73	75	51
HG810-55CR	50	5.5	345-415△		12.9△		500	50	-48	<80	75	69
	60	6.3	380-480△		12.9△		580	57	-53	<82	75	69
HG810-75CR	50	7.5	345-415△		16.7△		520	56	-51	<80	75	74
	60	8.6	380-480△		17.3△		610	63	-55	<82	75	74
HG910-90CR	50	9.0	345-415△		21△		1050	58	-53	<75	115	122
	60	10.3	380-480△		23△		1250	68	-62	<79	115	122
HG910-110CR	50	11.0	345-415△		28△		1100	62	-55	<75	115	150
	60	12.6	380-480△		29△		1300	72	-66	<79	115	150
HG910-125CR	50	12.5	345-415△		31△		1125	66	-58	<75	115	154
	60	14.5	380-480△		32△		1320	75	-68	<79	115	154
HG910-150CR	50	15.0	345-415△		33△		1150	70	-62	<75	115	156
	60	17.3	380-480△		37△		1350	82	-73	<79	115	156
HG910-185CR	50	18.5	345-415△		41△		1200	75	-67	<75	115	166
	60	21.3	380-480△		47△		1400	89	-78	<79	115	166

注：因生产批次及打包方式不同，重量和体积可能存在浮动，建议以实际为准

Notice: Due to different production batches and packaging methods weight and volume may fluctuate, it is recommended to refer to the actual situation



## Permanent Magnet DC Vortex Blower 永磁直流风机



型号 Model	频率 Frequency	额定功率 Rated Power	额定电压 Rated voltage	额定电流 Rated current	最大风量 Max. flow	最大风压 Max.pressure	最大真空度 Max.vacuum	噪音 Noise	风管口径 Duct caliber	毛重 G.W
	(HZ)	(KW)	(V)	(A)	(m³/h)	(Kpa)	(Kpa)	(db)	(mm)	(KG)
HG010-12AH1-24V	50	0.12	24	5	29	6	-5.8	<46	32	8
	60	0.14	24	5.8	32	6.5	-6.2	<48	32	8
HG011-18AH1-24V	50	0.18	24	7.5	40	7.2	-7	<46	32	9
	60	0.2	24	8.3	45	7.8	-7.2	<48	32	9
HG110-25AH2-24V	50	0.25	24	10.4	48	9	-9	<46	40	12
	60	0.3	24	12.5	55	10	-9.5	<48	40	12
HG210-37AH3-24V	50	0.37	24	15.4	80	12	-11	<53	40	15
	60	0.42	24	17.5	95	12	-11	<56	40	15
HG310-55AH3-48V	50	0.55	48	11.5	85	13	-12	<57	40	16
	60	0.62	48	12.9	98	13	-13	<60	40	16
HG410-75AH4-48V	50	0.75	48	15.6	140	12	-12	<63	50	20
	60	0.83	48	17.3	170	13	-13	<64	50	20
HG510-11BH4-60V	50	1.1	60	18.3	210	16	-16	<64	60	24
	60	1.25	60	20.8	255	14	-14.5	<70	60	24
HG510-15BH5-72V	50	1.5	72	20.8	210	19	-20	<65	60	25
	60	1.75	72	24.3	255	21	-22	<71	60	25

注：因生产批次及打包方式不同，重量和体积可能存在浮动，建议以实际为准

Notice: Due to different production batches and packaging methods weight and volume may fluctuate, it is recommended to refer to the actual situation

## 旋涡风机配件 (因批次不同外观可能存在差异,图片仅供参考,建议以实物为准)

Vortex Blower Fittings (for reference only)

过滤器  
Filter



释压阀  
Relief valve



消音器  
Silencer



真空风管头  
Vacuum duct head



风刀  
Air knife



集尘过滤桶  
Filter buckets



## 工业应用案例（送风）

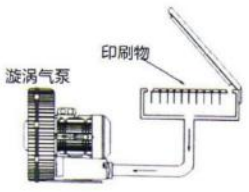
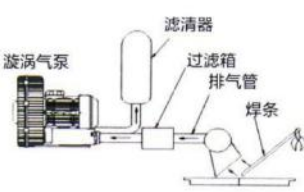
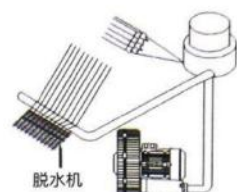
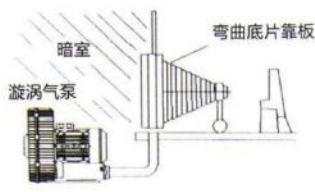
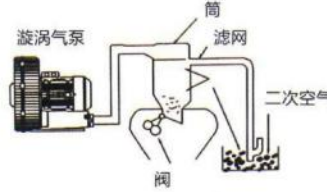
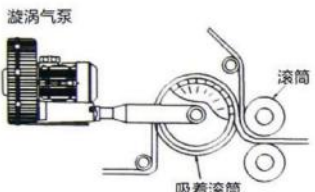
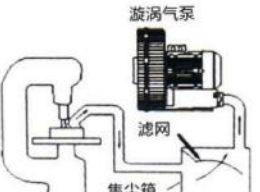
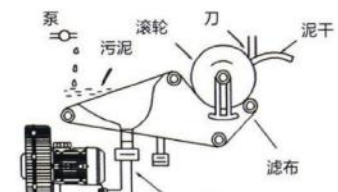
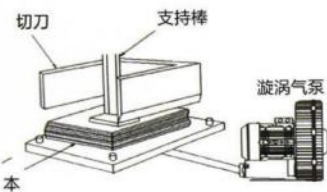

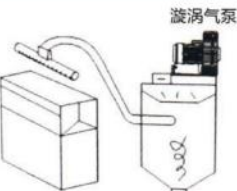
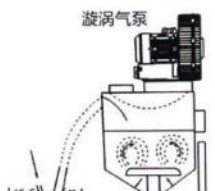
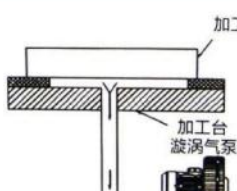
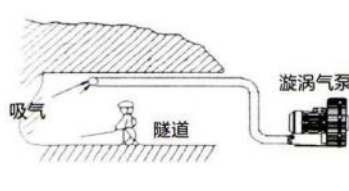

### ● 送风 吸尘 排气 冷却 输送 气垫

<p>瓦斯重油喷燃</p> <p>高压风机（2.00mmHg）足够的风量，将减轻您对压缩机的依赖</p>	<p>洗瓶机吹干</p> <p>饮料空瓶水洗后吹干，适用于食品业</p>	<p>纸布条吹送</p> <p>塑料、布、纸等裁边后自动收集</p>	<p>干燥用空气刀</p> <p>电路板可利用送风机来吹出微小灰尘和杂物</p>	<p>断机气垫</p> <p>增加浮力，使之容易移动</p>
<p>蓄粪池发酵曝气</p> <p>以高压空气吹入蓄粪槽，增加接触面积亦适合公害污水处理</p>	<p>传票输送</p> <p>以空气动力输送文件既快又准确</p>	<p>电解液搅拌</p> <p>搅拌电解池。使电解质流通，驱开附着水泡，令电镀迅速，效果均匀</p>	<p>水产养殖供氧</p> <p>水中氧气补给</p>	<p>冲床机</p> <p>帮助取出冲压件</p>
<p>粉粒体输送</p> <p>粉粒体等原料输送</p>	<p>焚化炉</p> <p>空气的助燃及废气的排出</p>	<p>烟气吹送</p> <p>让散出的烟气快速排出，以免造成污染</p>	<p>洗车吹干</p> <p>洗车机洗完之后水分吹干</p>	<p>印刷强制干燥</p> <p>使印色迅速干燥</p>



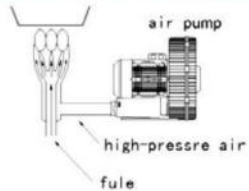
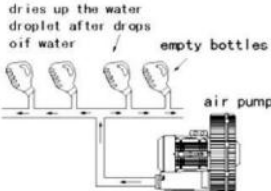
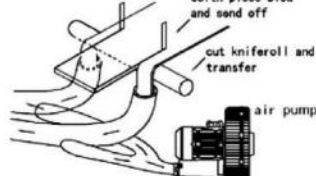
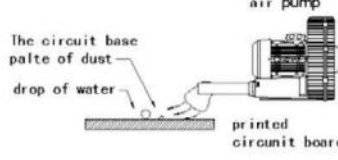
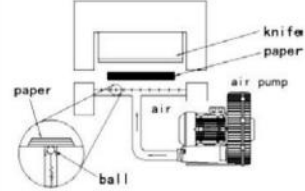
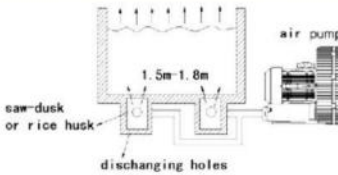
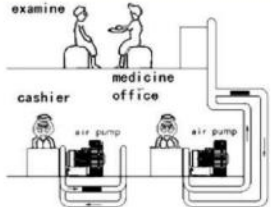
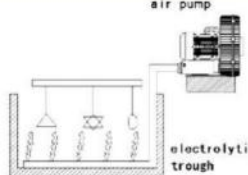
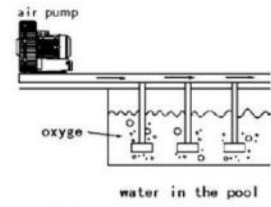
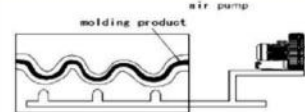
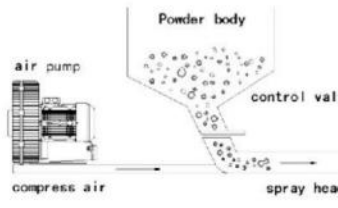
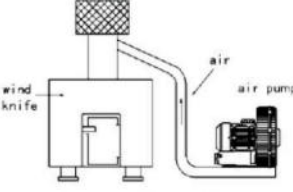
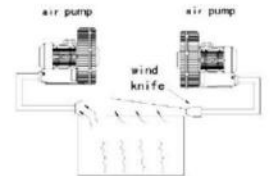
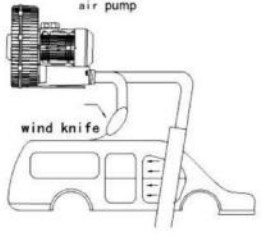
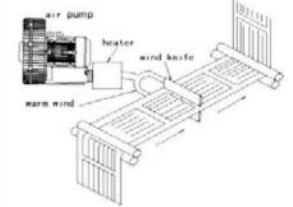
## 工业应用案例（吸风）

### ● 送风 吸尘 排气 冷却 输送 气垫

网版印刷机吸着	焊接废气吸取	织布机吸丝	照相制版	粉粒体输送
 <p>印刷物 漩涡气泵</p> <p>利用吸力固定，以利印刷作业</p>	 <p>滤清器 过滤箱 排气管 焊条 漩涡气泵</p> <p>排出焊接时产生的烟气和灰尘，保障操作人员健康</p>	 <p>脱水机 漩涡气泵</p> <p>吸除水分及固定线头，提高品质效率</p>	 <p>暗室 弯曲底片靠板 漩涡气泵</p> <p>利用吸力来保护底片，使之平坦，适合照相制版工业</p>	 <p>漩涡气泵 筒 滤网 二次空气 阀</p> <p>输送塑胶原料等粒状物体</p>
印刷吸着	工业吸尘	真空脱水	制书本机	残布处理
 <p>漩涡气泵 滚筒 吸着滚筒</p> <p>真空吸着印刷或纸巾形式移送</p>	 <p>漩涡气泵 滤网 集尘箱</p> <p>吸抽工厂机台上的屑屑残留物</p>	 <p>泵 污泥 滚轮 刀 泥干 漩涡气泵 滤布 气水分离</p> <p>浆脱水、污染脱水、布匹脱水等</p>	 <p>切刀 支持棒 漩涡气泵 本</p> <p>切断之时书本吸着保持</p>	 <p>漩涡气泵 布 过滤网 吸风口 残布 切断</p> <p>布匹切断之处理</p>
牛乳纸盒填充	豆腐机械	加工物的保持	工事现场	烫布机
 <p>漩涡气泵</p> <p>牛乳盒填充之真空吸引利用</p>	 <p>漩涡气泵</p> <p>吸引大豆输送，至清洗槽洗净使用</p>	 <p>加工 加工台 漩涡气泵</p> <p>木板，塑胶等非磁性物体的固定使用</p>	 <p>吸气 隧道 漩涡气泵</p> <p>隧道与狭小工事现场之粉尘、有毒瓦斯局部去除</p>	 <p>油压机 布 蒸汽 漩涡气泵</p> <p>烫布时将蒸汽排出</p>

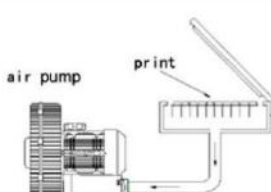
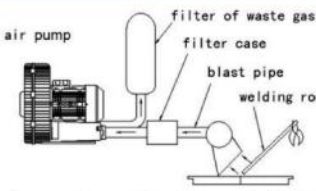
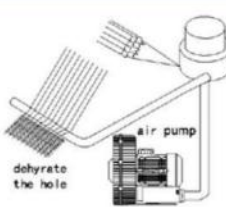
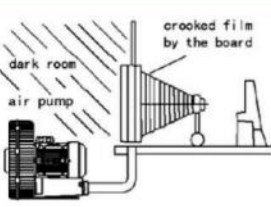
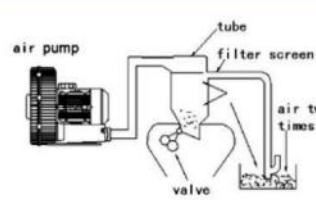
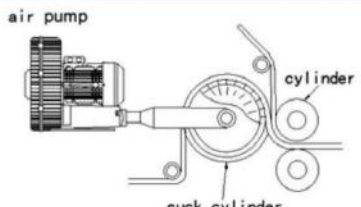
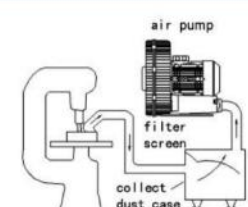
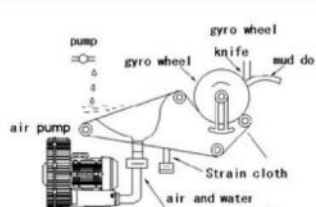
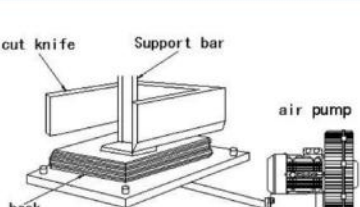
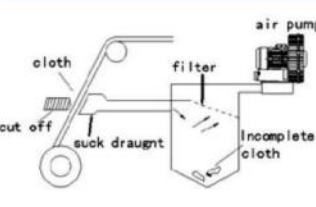
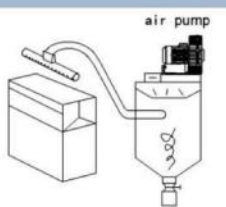
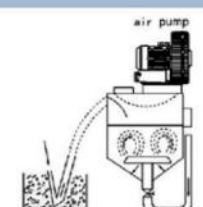
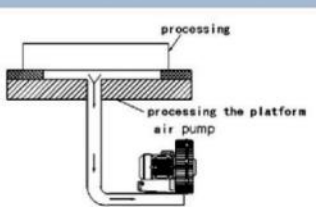
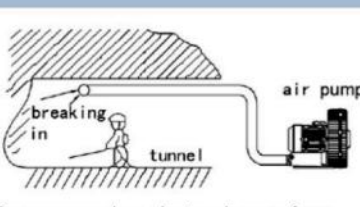
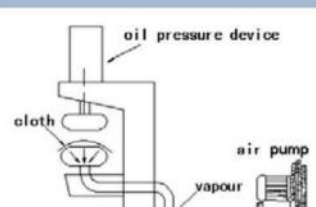
## APPLICATION EXAMPLE USE FOR BLOWING

### • Blow hoover exhaust cool transport air cushion

<p>The gas and heavy oil gush out firing</p>  <p>The adequate ventilation from high pressure air (2.000mmaq) will reduce the dissipation of compressor.</p>	<p>Bottle washing machine drying up</p>  <p>Drying up the water drops on the beverage bottle. Fit for Food industry.</p>	<p>Collecting the bits automatically after paper cutting</p>  <p>Automatic collection of plastic/cloth/ paper cutting edge.</p>	<p>Blower For Drying / Debris Removal With Air Knife</p>  <p>The air pump can be used to blow dust and debris on circuit board</p>	<p>Air cushion</p>  <p>Increasing the buoyancy force to make it move easily</p>
<p>The fermentation of excrement gas aeration</p>  <p>High pressure air is blown into the storage tank, increased the contact area. It also suitable for polluted wasted water</p>	<p>Documents conveying</p>  <p>It's more accurate and fast to convey document by air pump force</p>	<p>The electrolyte stirring</p>  <p>Stirring the electrolyte and disperse the water bubble, that make electroplate rapidly and even</p>	<p>Oxygen supply for aquaculture</p>  <p>Supply air to one or several tanks in order to bring oxygen to bacteria which must degrade the organic matter.</p>	<p>Punching machine</p>  <p>It's convenient to take out the stamping under the pressure air help.</p>
<p>Powder Conveying Systems</p>  <p>Powder conveying through a pipe line has been one of the major uses for air pump</p>	<p>Efficient Furnace Fuel Burning</p>  <p>These blowers deliver higher pressure compared to centrifugal blower, making it possible to improve fuel to air mixing, leading to very effective fuel burning.</p>	<p>Disperse the smoke</p>  <p>Disperse the smoke rapidly to reduce pollution</p>	<p>Car washing and drying</p>  <p>Drying up the car rapidly after washing</p>	<p>Drying for printing machine</p>  <p>Air pump is widely used on ink drying</p>

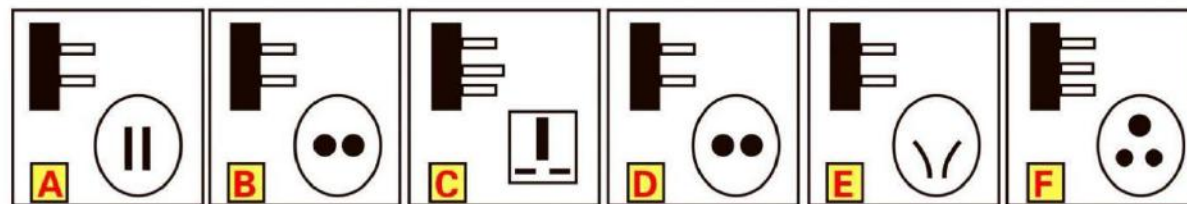
## APPLICATION EXAMPLE USE FOR VACUUM

### • Blow hoover exhaust cool transport air cushion

Sorption in screen printer	Exhaust gas absorbing in welding	Automatic Loom Machines	Photo – engraving	Air pump for powder conveying Systems
 <p>The powerful sorption produced by air pump can fix printing</p>	 <p>The smoke and dust generated during welding can be discharged to other places in vacuum mode to ensure the operator's health</p>	 <p>Keep threads and yarn in place during processing.</p>	 <p>The vacuum suction force will protect film, make it flat.</p>	 <p>Powder conveying by blowing or sucking air</p>
Paper Transfer	Industrial dust collection	Vacuum filtrating dewatering	Cutting book machine	Excess Cloth Removal
 <p>Move Paper through the printing process.</p>	 <p>Collect dust and debris remaining on or around machines.</p>	 <p>Dewater for pollution water, cloths, thick liquid and so on</p>	 <p>Fix the inner page when the book was cutting</p>	 <p>Remove leftover cloth and threads after trimming.</p>
Milk carton bottling machine	Bean curd machine	Keeping processing	Construction/ Clean Rooms	Ironing machine
 <p>Bottling the milk carton by vacuum</p>	 <p>Suck the soybean and delivery to the cleaning tank</p>	 <p>Fix the wood, plastic and other non-magnetic items</p>	 <p>Remove powders, dust and gases from tunnels, clean rooms or other enclosed spaces</p>	 <p>Discharge the stem when ironing</p>



### Comparison Table of Voltage, Frequency, and Single phase Power Plug in Various Countries

[illegible]

常用壓力單位換算表 Conversion Table for Common Pressure Units

單位名稱	千克力 / 厘米 <sup>2</sup>	兆帕	巴	千帕	毫巴	磅 / 英寸 <sup>2</sup>	毫米水柱	毫米汞柱	英寸汞柱	標準大氣壓	工程大氣壓	牛頓 / 米 <sup>2</sup>
	kg/cm <sup>2</sup>	mpa	bar	kpa	mbar	psi ib/in <sup>2</sup>	mmh <sub>2</sub> o mmaq	mmhg torr	inhg	atm	at	帕斯卡 (nm <sup>2</sup> /) pa
kg/cm <sup>2</sup>	1	0.098066	0.980665	98.067	980.67	14.223	10000	735.559	28.964	0.96784	1	98066.5
mpa	10.1972	1	10	1000	10000	145.04	101971	7500.61	295.354	9.8692	10	999977.1
bar	1.01972	0.1	1	100	1000	14.5038	10197.2	750.061	29.5354	0.98692	1.01972	100000
kpa	0.0102	0.001	0.01	1	10	0.145	101.97	7.50062	0.2954	0.009869	0.01	1000.25
mbar	0.00102	0.0001	0.001	0.1	1	0.0145	10.2	0.75	0.029543	0.000987	0.001	100.025
psi(ib/in <sup>2</sup> )	0.0703	0.006895	0.06895	6.895	68.95	1	703.07	51.715	2.03537	0.06805	0.07031	6894.76
mmh <sub>2</sub> o(mmaq)	0.0001	0.0000098	0.000098	0.0098	0.098	0.00142	1	0.07358	0.00289	0.000096	0.0001	9.806
mmhg(torr)	0.00136	0.000133	0.00133	0.1333	1.33	0.0193	13.5951	1	0.03936	0.00132	0.00136	133.32
inhg	0.03452	0.0034	0.034	3.385	33.85	0.491	346.02	25.4065	1	0.0334	0.3452	3385.76
atm	1.033	0.1013	1.01325	101.327	1013.17	14.695	10416.66	760	29.94	1	1.0333	101325
at	1	0.1	0.9806	100	1000	14.222	10000	735.29	2.8969	0.9676	1	98066.5
(n/m <sup>2</sup> )pa	0.00001	0.000001	0.00001	0.001	0.01	0.000145	0.10197	0.0075	0.000295	0.0001	0.00001	1